

# Items for Tabernacle Lapbook

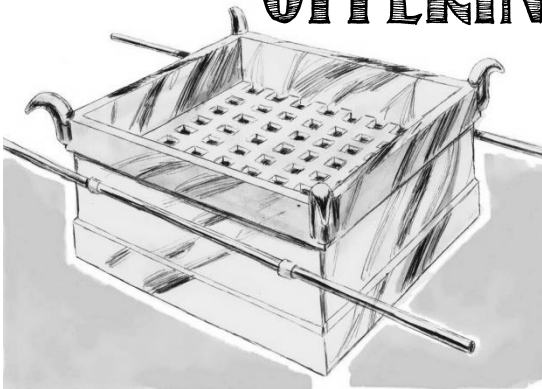
## ALTAR OF BURNT OFFERING

Location: \_\_\_\_\_

Made of: \_\_\_\_\_

Purpose: To offer animal sacrifices  
that the people bought.

## ALTAR OF BURNT OFFERING



## LAVAR

Location: \_\_\_\_\_

Made of: \_\_\_\_\_

Purpose: Priests washed their hands  
and feet in the water before doing  
their jobs in the tabernacle.

## LAVAR



## LAMPSTAND

Location: \_\_\_\_\_

Made of: \_\_\_\_\_

Purpose: Provide light inside the Holy Place so the priests could do their jobs.

## LAMPSTAND



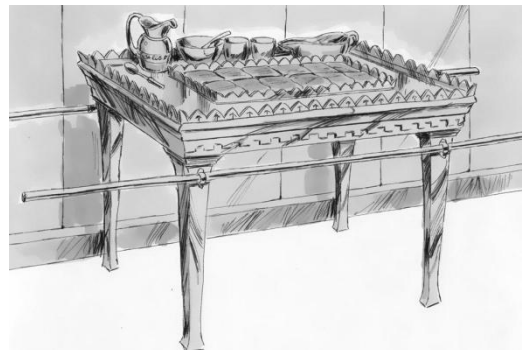
## TABLE OF SHEWBREAD

Location: \_\_\_\_\_

Made of: \_\_\_\_\_

On the table: 12 unleavened loaves of bread, bowls of frankincense, various other vessels (spoons, dishes, bowls).

## TABLE OF SHEWBREAD




## ALTAR OF INCENSE

Location: \_\_\_\_\_

Made of: \_\_\_\_\_

Purpose: Priests burnt incense on this altar every morning and evening.

## ALTAR OF INCENSE




## ARK OF THE COVENANT

Location: \_\_\_\_\_

Made of: \_\_\_\_\_

The High Priest was only allowed into the Most Holy Place (where the ark of the covenant was) once a year.

## ARK OF THE COVENANT



# PURPOSE OF THE TABERNACLE

*Exodus 25:8*

So God  
could dwell  
with His  
people

So Israel  
could learn  
the right  
way to come  
to God

*Cut out as one  
piece. Fold on  
the dotted  
lines. Glue into  
your lapbook.*

List some  
of the items the  
people gave to help  
build the tabernacle:

---

---

---

---

---

---

Cut the hearts out as once  
piece. Fold on the dotted  
lines. Glue this side to  
your lapbook. Glue down  
the heart that is inside.

*Exodus 35*

# THE PEOPLE GAVE WITH WILLING HEARTS

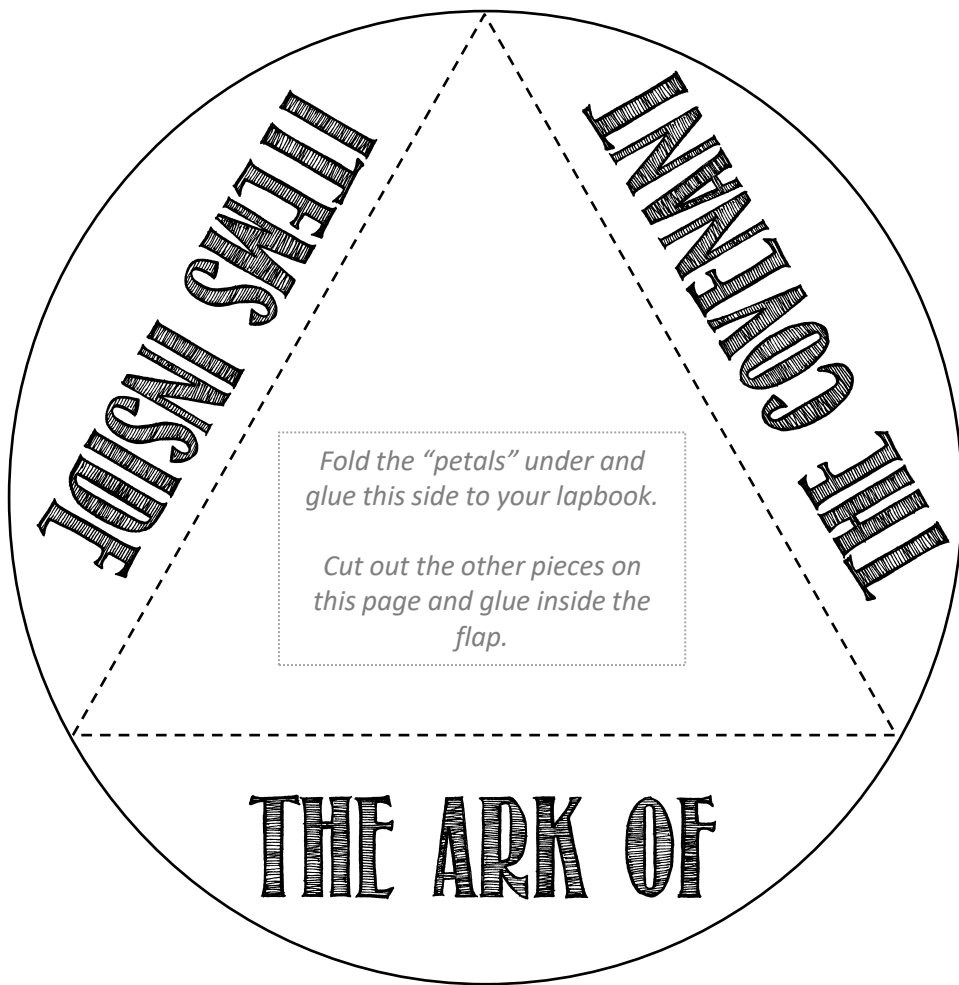
Cut pocket out on solid line. Fold in half  
on the dotted line. Wrap flaps around  
the back and glue down.

Glue this side to your lapbook.

## TABERNACLE STOUENCING GAME

F L A P

F L A P



The tabernacle was designed  
by \_\_\_\_\_

The two skilled men in charge of the  
construction of the tabernacle.

The name for the area around the  
Most Holy Place and Holy Place.

The two items in the courtyard area.

The three items inside the Holy Place.

The item inside the Most Holy Place.


This person was allowed to go into  
the Most Holy Place once a year.

Could the tabernacle be moved from  
place to place?




# FACTS ABOUT THE TABERNACLE

*Cut the book out as one piece. Fold left side under. Fold right side under (the cover). Unfold book and cut on the lines to form seven flaps. Write the answers to the questions under the flap.*

*Glue this side into your lapbook.*







Building the tabernacle sequencing game  
 ... print this page and the next page double  
 sided. Cut each piece out and put the  
 story in order. You can refer to the text on  
 the back if you can't figure out the story  
 from the picture.

Place the pieces in the appropriate folder  
 pocket when you are done.

The Israelites were very generous and gave so many things to build the tabernacle... more than what was needed. Moses had to tell them to stop giving!

The Israelites came with willing hearts and donated items that could be used to build the tabernacle.

When Moses went up Mt Sinai, God gave him instructions to build the tabernacle.

There was a large courtyard around the tabernacle. The courtyard was lined with linen curtains. There was an entry on the east side.

Many people worked together to build the tabernacle and make the priestly garments.

The Israelites set to work building the tabernacle. Bezaleel and Aholiab were skilled men chosen to look after the construction of the tabernacle.

When the cloud moved from the tabernacle, it was time to pack up camp and move. The Levites carried the items inside the tabernacle.

When the tabernacle was finished, the cloud that guided the Israelites rested above the tabernacle.



### Tabernacle



*On the lines above, write the tribes in the order they were camped. Also write where the Levitical family groups and Moses and Aaron camped around the tabernacle.*

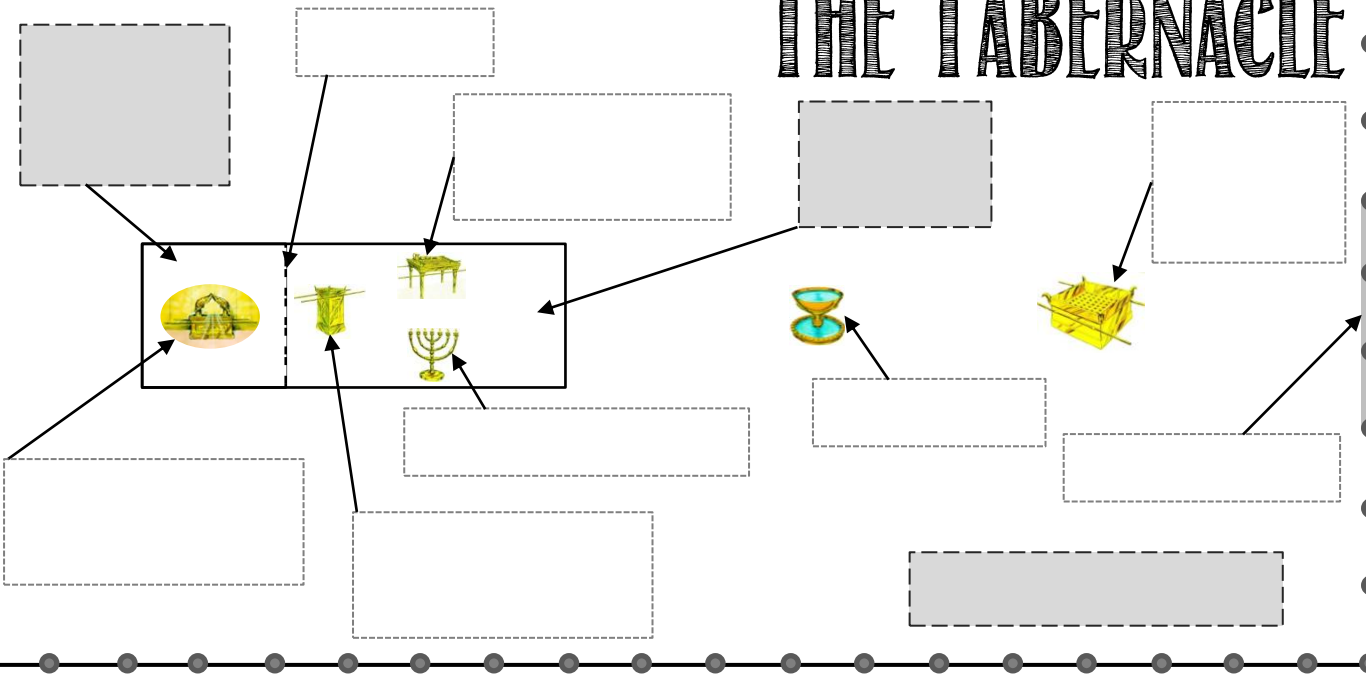
*Cut out and fold diagonally twice to form a triangle. Glue the title opposite on the top of the folded triangle. Glue to your lapbook.*

*Numbers  
2 & 3*

**THE CAMP  
OF ISRAEL**



# THE TABERNACLE



*Cut out the tabernacle diagram above. Glue into your lapbook. Label the various items.*

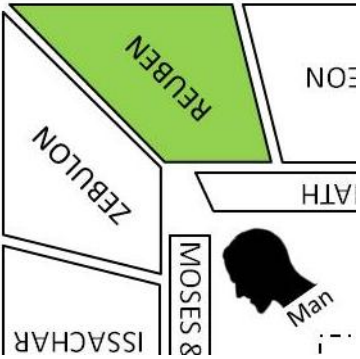

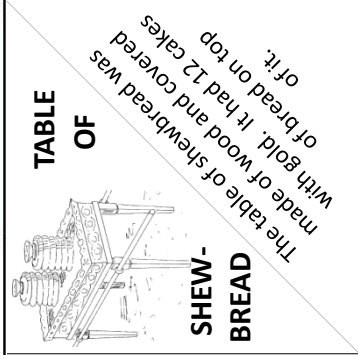
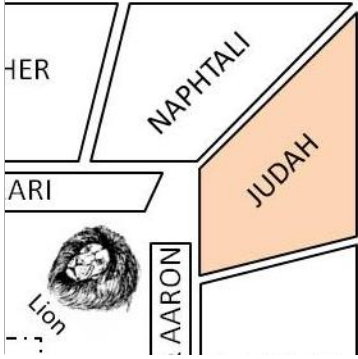

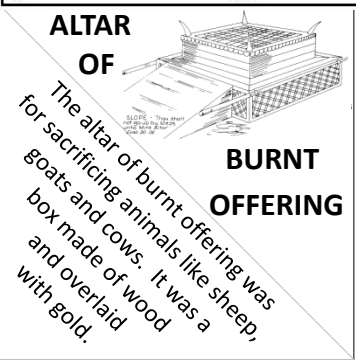
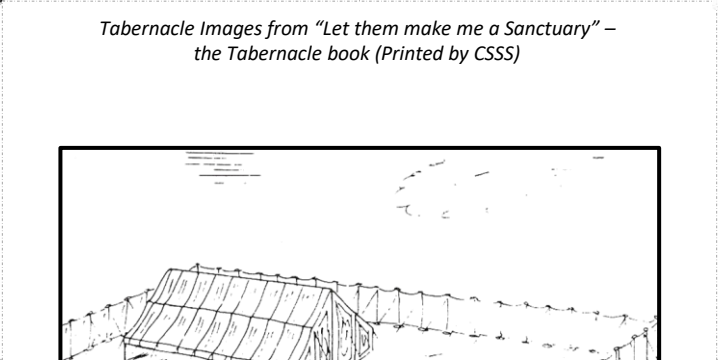
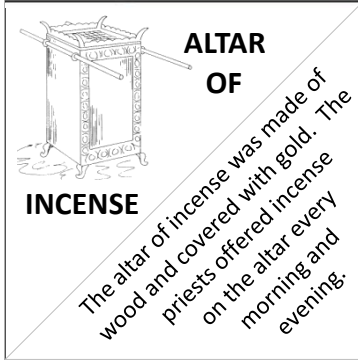
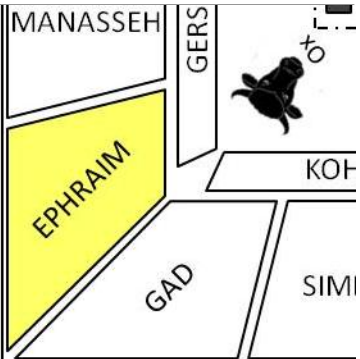
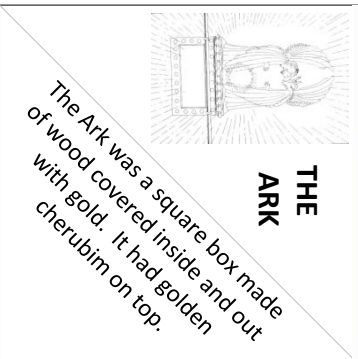

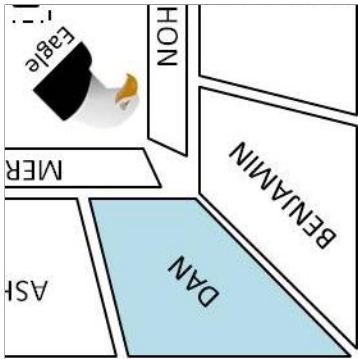
## CAMP OF ISRAEL ORIGAMI CRAFT

*Cut pocket out on solid line. Fold back piece up. Wrap flaps around the back and glue down.*

*Glue this side to your lapbook.*

*Instructions for High Priest on the next page*

*Cut out flap below and fold like an accordion on the dotted lines. Glue back of the last flap into your lapbook. Label the parts of the High Priest's garments.*



# GARMENTS OF THE HIGH PRIEST

*Exodus 28*

Label the Parts of the High Priest's Garments



# GARMENTS OF THE HIGH PRIEST

*Exodus 28*

Label the Parts of the High Priest's Garments



**Only print the last four pages if  
you did not print pages 2 to 4  
in black and white.**

Instructions for printing pages  
16 to 19:

- Print pages 16 to 18 in black and white.
- Print page 19 in colour.
- Cut the furniture items out and glue them to the front of the flap.

## ALTAR OF BURNT OFFERING

Location: \_\_\_\_\_

Made of: \_\_\_\_\_

\_\_\_\_\_

**Purpose:** To offer animal sacrifices  
that the people bought.

ALTAR OF BURNT  
OFFERING

## LAVER

Location: \_\_\_\_\_

Made of: \_\_\_\_\_

\_\_\_\_\_

**Purpose:** Priests washed their hands  
and feet in the water before doing  
their jobs in the tabernacle.

LAVAR



## LAMPSTAND

Location: \_\_\_\_\_

Made of: \_\_\_\_\_

\_\_\_\_\_

**Purpose:** Provide light inside the Holy Place so the priests could do their jobs.

LAMPSTAND

## TABLE OF SHEWBREAD

Location: \_\_\_\_\_

Made of: \_\_\_\_\_

\_\_\_\_\_

**On the table:** 12 unleavened loaves of bread, bowls of frankincense, various other vessels (spoons, dishes, bowls).

TABLE OF  
SHEWBREAD

## ALTAR OF INCENSE

Location: \_\_\_\_\_

Made of: \_\_\_\_\_

\_\_\_\_\_

**Purpose:** Priests burnt incense on this altar every morning and evening.

ALTAR OF INCENSE

## ARK OF THE COVENANT

Location: \_\_\_\_\_

Made of: \_\_\_\_\_

\_\_\_\_\_

**The High Priest was only allowed into the Most Holy Place (where the ark of the covenant was) once a year.**

ARK OF THE  
COVENANT

*Print this page in colour.*

