

Lesson 1- Meat for Israel

we ate freely in Egypt...



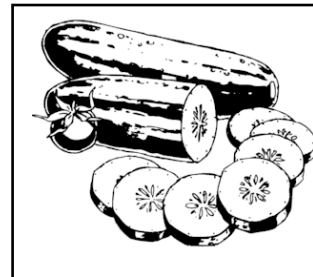

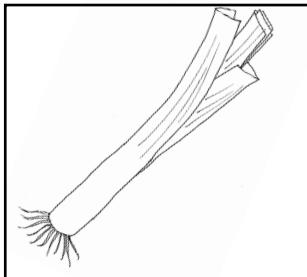


Fold on this line

Cut out large rectangle as one piece, fold on lines. Cut out food, colour and glue into inside blank area.

This side down, glue here into lap book

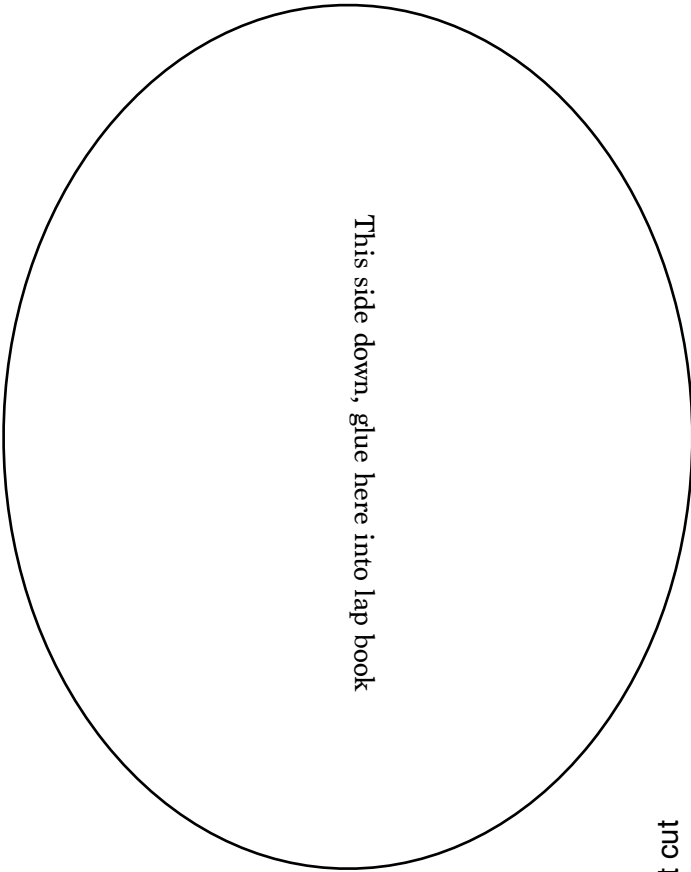
Fold on this line

We remember the

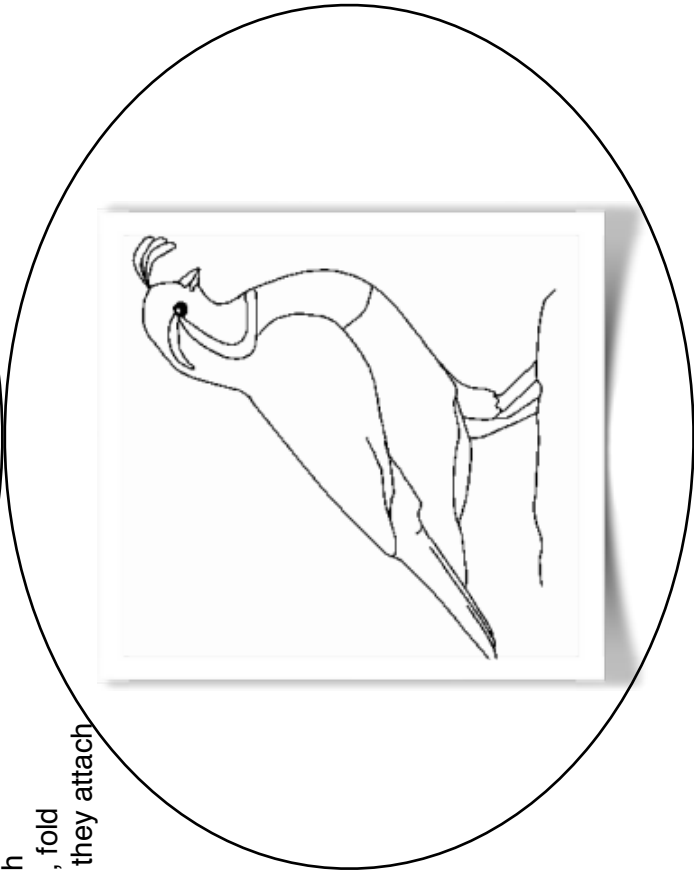


Lesson 1- Meat for Israel

Glue the back of both sets together, so words and quail are visible. Glue into lap book as indicated.



This side down, glue here into lap book



Do not cut through circles, fold where they attach



Numbers 11:31

**And there went forth a
----- from the LORD,
and brought -----
from the -----, and let
them fall by the camp,
as it were a day's**

**----- on this side, and
as it were a day's journey on
the other side, round the
camp, and as it were -----
cubits high on the face of the
-----.**