




**SPEAK,
LORD, FOR
THY
SERVANT
HEARETH.**




Glue on the back of this tab
and fold inward to make the
envelope.



Glue on the back of this tab and
fold inward to make the
envelope.

Lesson 17- Samuel



Cut out all of the shapes. Make the envelope (bed) by folding the smaller square upward and folding the tabs and glueing together. Cut out the second single square for the blanket. Colour and decorate as desired. Cut out Samuel and glue back to back. Draw open eyes on one side, closed eyes on the other.