


Lesson 19:

And Samuel said, Hath the LORD as great delight in burnt offerings and sacrifices, as in obeying the voice of the LORD? Behold, to obey is better than sacrifice, and to hearken than the fat of rams.

1 Samuel 15:22



For the LORD *seeth* not as man *seeth*; for man *looketh* on the outward appearance, but  the LORD *looketh* on the

Lesson 20:




HEART

1 Samuel 16:7

Lesson 21:

Then said David to the Philistine, Thou comest to me with a sword, and with a spear, and with a shield: but I come to thee IN THE NAME OF THE LORD OF HOSTS, the God of the armies of Israel, whom thou hast defied.

1 Samuel 17:45



Lesson 22:

And Jonathan said to David, *Go in peace*, forasmuch as we have sworn both of us in the name of **the LORD**, saying, **The LORD** be between me and thee, and between **MY SEED** and **THY SEED** for ever.

1 Samuel 20:42




*And he said unto his men, The LORD **FORBID** that I should do this thing unto my master, the LORD'S anointed, to stretch forth mine hand against him, seeing he is the anointed of the LORD.*

1 Samuel 24:6



Lesson 23:

Lesson 24:

Yet have I set my king upon my holy hill of  **ZION**. **SERVE** the LORD with fear, and **REJOICE** with trembling.



Psalms 2:6, 11

Instructions for Memory Verse System

- Print out the blank "Memory Verse" page ... enough for each student. Place in a plastic pocket in the student's binder.
- Each week, print the memory verse that goes along with the lesson. Attach it to the "Memory Verse" page in the student's binder.
- Once the sheet is full, print a new "Memory Verse" page to put in the student's binder.
- On review weeks, have the student choose a verse from one of the previous weeks to review for homework.
- Keep all the memory verses together for the year!
- Note: these memory verses are aimed at primary age children (5-8 years old).