

C.S.S.A.


A King for Israel

A DONKEY

HOW TO MAKE IT.

JUST COPY OR PHOTOCOPY THE DONKEY BELOW ONTO A THICK PIECE OF WHITE CARD. ADD WOODEN CLOTHES PEGS FOR LEGS.

CHILDREN TO COLOUR IN DONKEY BEFORE TEACHER PUTS ON THE PEGS.



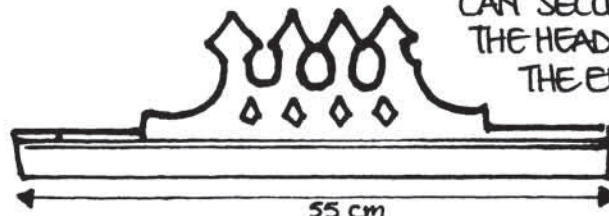
CROWN BADGE..

MAKE OUT OF GOLD CARD OR PAPER.



A CROWN



DRAW A CROWN TO ANY DESIGN ONTO COLOURED CARD. GOLD COLOURED CARD IS AVAILABLE. CHILDREN CAN DECORATE IN CLASS. AFTER DECORATION, TEACHER CAN SECURE CROWN ON THE HEAD BY CELLOTAPING THE ENDS.



55 cm

STAND UP CARD

CUT AROUND TOP
OF THE DONKEY AND
FOLD THIS SECTION
BACK.



"DON'T WORRY ABOUT THEM. THEY
HAVE BEEN FOUND."

HOW TO MAKE IT. COPY OR PHOTO-COPY ABOVE CARD AND CUT AND FOLD WHERE MARKED. CHILDREN MAY COLOUR IN DURING CLASS AND GLUE ON SOME WOOL FOR THE MANE.

HORN OF OIL

FOR THE CHILDREN TO TAKE HOME, COPY THE HORN ON THE LEFT ONTO A PIECE OF CARD OR GIVE OUT AN EMPTY ICE CREAM CONE.

