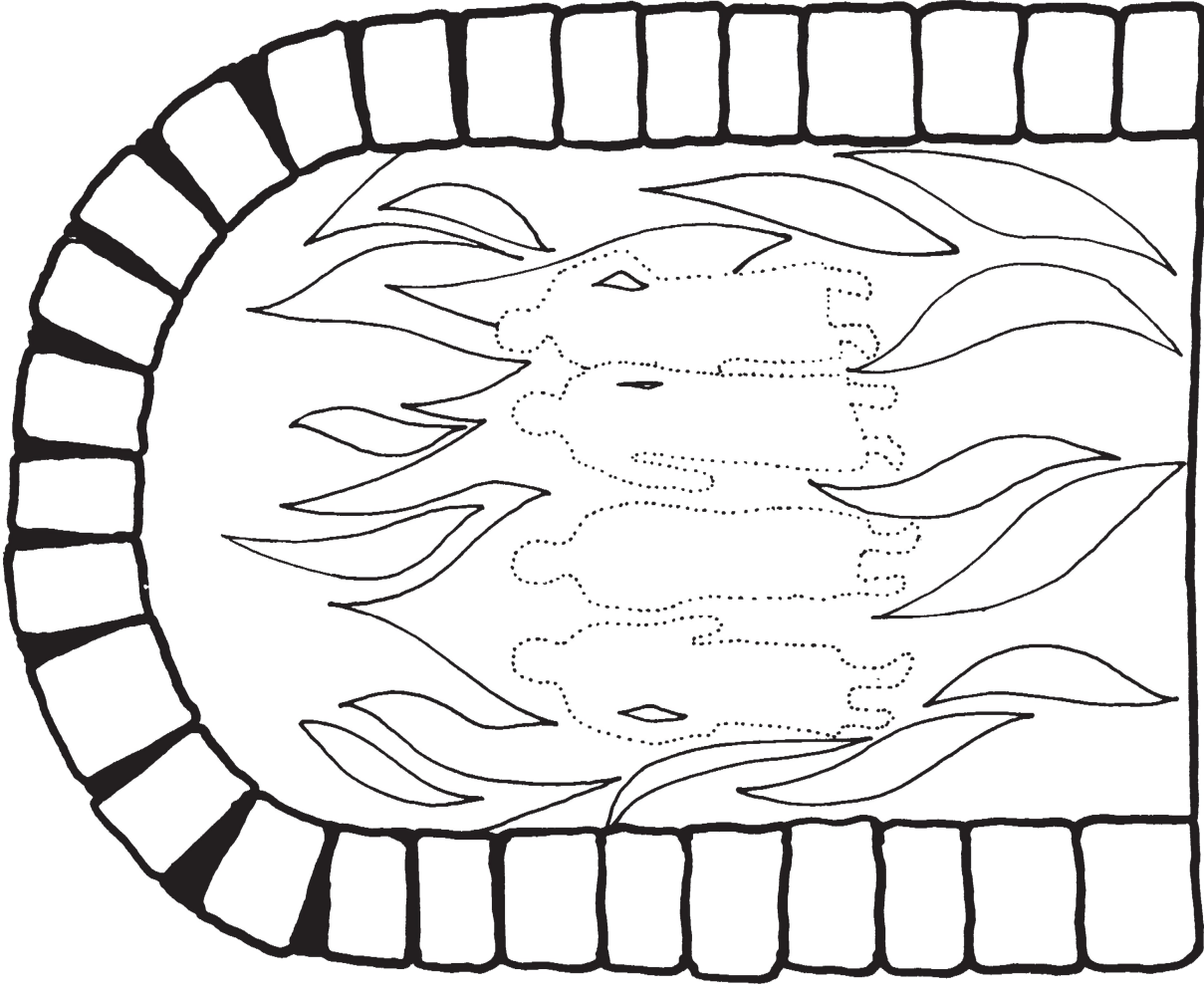
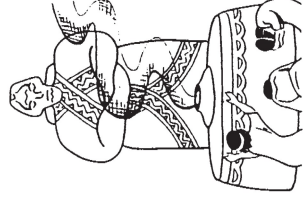
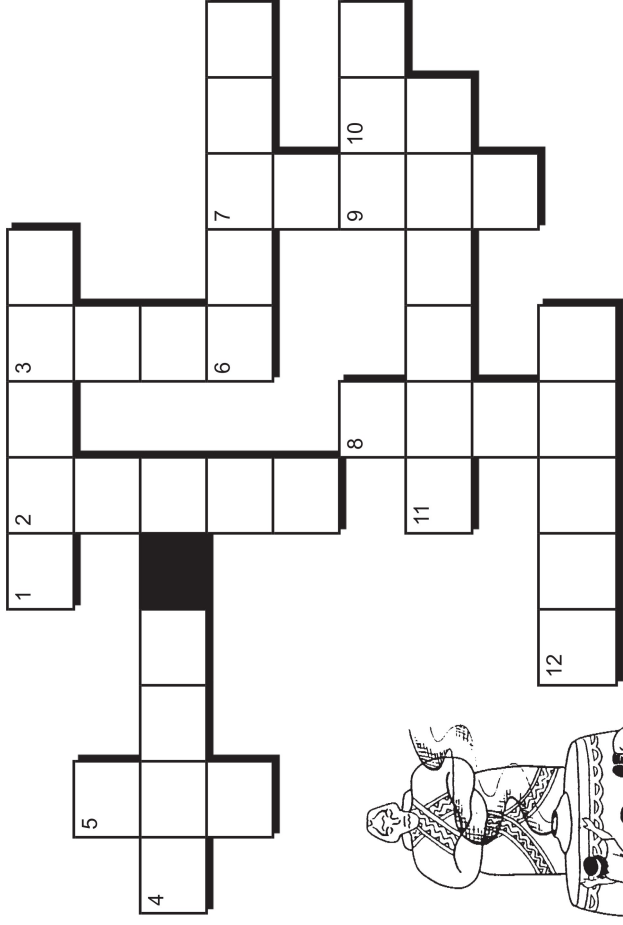


# Lesson 17 The Fiery Furnace



Trace around the dotted men in the fiery furnace. Now decorate the picture using red and orange cellophane for the flames. You might like to cut out sandpaper or brown paper for the bricks of the fiery furnace too.

# Lesson 17 The Fiery Furnace



### CLUES ACROSS

1. Nebuchadnezzar built a huge ....
4. Shadrach, Meshech and Abednego knew God could ..... the they were faithful.
6. Anyone who disobeyed the king was put to .....
9. Shadrach, Meshech and Abednego trusted in .....
11. Nebuchadnezzar heated the furnace 7 times .....
12. People who did not bow to the image were thrown into a burning ..... furnace.

### CLUES DOWN

2. Everyone had to bow down when they heard the ....
3. The image was made of ....
5. Nebuchadnezzar made a new ..... and sent it throughout the land.
7. An .... came down to help the three faithful men.
8. Nebuchadnezzar saw ... men walking around in the furnace.
10. Men could bow down to the image .... be killed.