

C.S.S.A.

Naaman the Leper

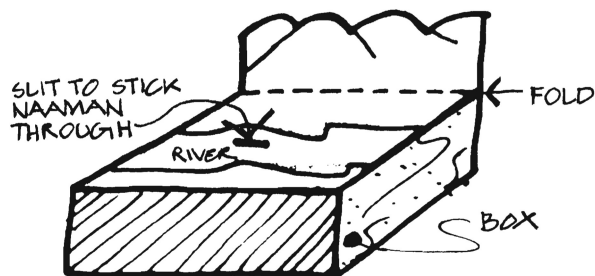
BOX SCENE

MATERIALS REQUIRED

- SHIRT BOX OR SOMETHING SIMILAR

HOW TO MAKE IT

PHOTOCOPY BACKGROUND SCENE ON PAGE AND ENLARGE IF NECESSARY (DEPENDING ON SIZE OF BOX). GLUE BACKGROUND SCENE ONTO THE TOP OF THE CARDBOARD BOX, BENDING AT THE DOTTED LINE SO THAT THE HILLS STAND UPRIGHT.



COMPLETELY REMOVE THE REAR SIDE OF THE BOX. MAKE A SLIT THROUGH THE BOX IN THE MIDDLE OF THE RIVER. PHOTOCOPY FIGURES ON THIS PAGE AND GLUE ONTO CARDBOARD. CUT OUT FIGURES AND GLUE ONTO DIORAMA WHERE INDICATED. GLUE BOTH PICTURES OF NAAMAN ONTO AN ICECREAM STICK - LEPROUS NAAMAN ON ONE SIDE AND CLEAN NAAMAN ON THE OTHER SIDE. USING THE HOLE AT THE BACK OF THE BOX PUT NAAMAN THROUGH THE SLIT IN THE MIDDLE OF THE RIVER. WITH THE LEPROUS SIDE FACING THE CHILDREN WASH HIM SEVEN TIMES. TURN NAAMAN AROUND THE LAST TIME. HE IS NOW CLEAN!





FIGURE 2






FIGURE 4

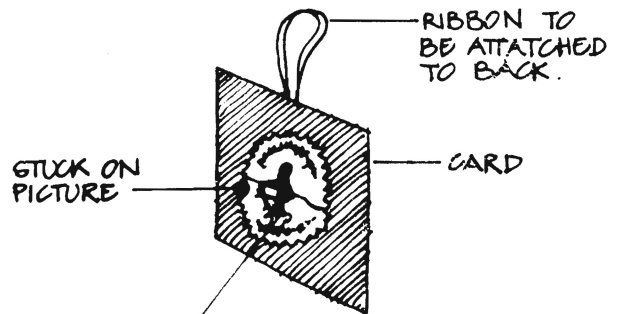
MATERIALS REQUIRED

- COLOURED PENCILS • SCISSORS ~ ZIG-ZAG SCISSORS WOULD BE BEST.
- COLOURED CARD • RIBBON OR WOOL • GLUE.

HOW TO MAKE IT

PHOTOCOPY THIS PAGE. COLOUR IN THE PICTURE OF NAAMAN. CUT OUT AROUND PICTURE ALONG THE DOTTED LINE. STICK CUT OUT PICTURE ONTO A PIECE OF CARD (CHOOSE SUITABLE SIZE, SHAPE AND COLOUR). FOR BEST STICKING RESULTS USE A GLUE STICK OR

DOUBLE SIDED STICKY TAPE. THE PICTURE COULD BE HUNG BY ATTACHING A RIBBON TO THE BACK (OR WOOL) WHICH CAN BE STUCK ON WITH GLUE.



~ CUT OUT ALONG HERE WITH SCISSORS



WATER CARD

MATERIALS REQUIRED

- BROWN PAINT AND PAINTBRUSHES
- THICK WHITE PAPER OR THIN CARDBOARD

HOW TO MAKE IT

GET CHILDREN TO PAINT MUDDY BROWN RIVER ONTO PAPER OR CARDBOARD. (A4)
CUT A SLIT IN THE MIDDLE OF THE RIVER.

MAKE NAAMAN USING FIGURES ON PAGE 53 (CLEAN AND UNCLEAN).

GLUE BOTH PICTURES ONTO LONG SMALL PIECE OF CARDBOARD

NAAMAN CAN NOW BE WASHED IN THE WATER BY PULLING AND PUSHING HIM THROUGH THE SLIT & COME UP CLEAN (BY TURNING HIM AROUND) THE LAST TIME.

YOU MAY LIKE TO PAINT IN HILLS AND SKY ETC.

NB. BROWN PAINT CAN BE MADE BY MIXING GREEN AND RED PAINTS.



A MILK BOTTLE (NAAMAN WITH LEPROSY) STANDING UP IN BROWN COLOURED JELLY.

A LEPEROUS HAND.' USING A PLASTIC GLOVE (FROM CHEMIST) STICK ON (WITH ICING) MARSHMALLOWS CUT IN HALF.