

C.S.S.A.

Hezekiah — Judah's Greatest King

TEMPLE CARD

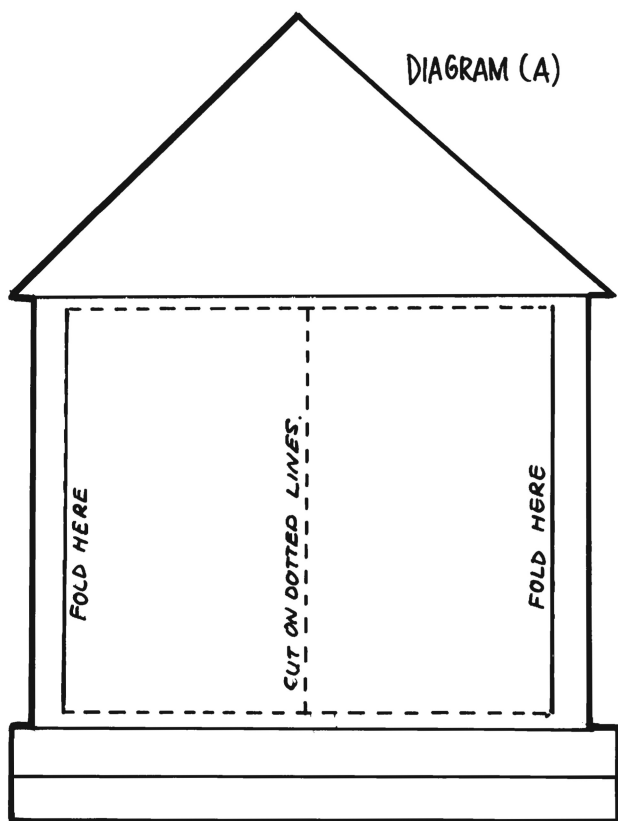


DIAGRAM (A)

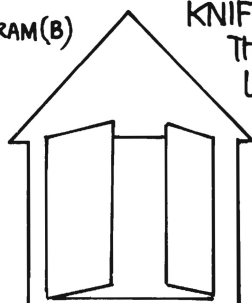
MATERIALS REQUIRED.

THIN CARD OR PAPER ● GLUE ● CRAFT KNIFE ● SCISSORS.

HOW TO MAKE IT.

COPY PATTERN ABOVE ONTO 2 PIECES OF CARD OR PAPER. USING A SHARP CRAFT

DIAGRAM (B)



KNIFE CUT DOORS INTO THE TOP CARD. FOLLOW LINES ON DIAGRAM (A). CARD SHOULD LOOK LIKE DIAGRAM (B). NOW GLUE BOTH TOGETHER WITH THE CARD WITH THE DOORS ON TOP. SEE






DIAGRAM (c)

MAKE SURE NOT TO GLUE THE DOORS DOWN TO THE BOTTOM CARD.

APPROPRIATE WORDING MAY BE ADDED ON THE OUTSIDE AND INSIDE OF THE CARD. SEE EXAMPLES BELOW.



PLAYDOUGH IDOLS



IDOLS WHICH WERE DESTROYED CAN BE MADE FROM PLAYDOUGH PRIOR TO THE LESSON

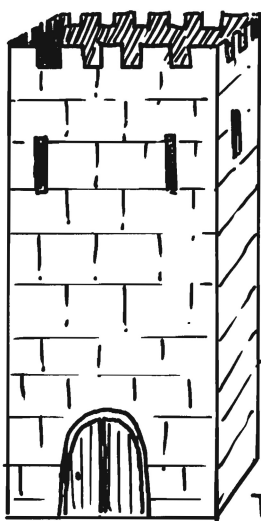
AND CHILDREN CAN 'DESTROY' THEM.

PLAYDOUGH RECIPE.

1 CUP FLOUR, 2 TABLESPOONS. CREAM OF TARTAR, 1/2 CUP SALT, 1 CUP WATER. ~ MIX FLOUR, SALT & CREAM OF TARTAR. ADD WATER & 1 TABLESPOON OIL AND FOOD COLOURING. COOK ON MEDIUM HEAT, STIRRING FOR 3-5 MINUTES. DOUGH WILL BECOME PLIABLE.

WALL MODELS

HERE ARE A FEW IDEAS FOR MAKING MODELS OF THE WALLS OF JERUSALEM. THESE CAN BE USED FOR OTHER LESSONS AS WELL.



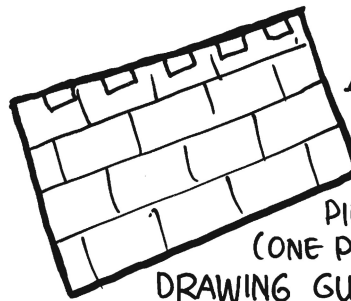
MILK CARTON WALL

WE ALWAYS KNEW MILK CARTONS WOULD COME IN HANDY ONE DAY. HOW ABOUT THIS EASILY CONSTRUCTED CITY WALL.

HOW TO MAKE IT.

CUT THE TOP OFF AN EMPTY CARTON. COVER WITH BROWN PAPER ON THE OUTSIDE. DRAW ON THE BRICKS, WINDOWS AND DOORS. CUT OUT THE BATTLEMENT SHAPE AT THE TOP OF THE WALL.


THE ABOVE IDEA CAN BE ADAPTED TO ANY REASONABLE SIZE BOX EG:- CEREAL BOXES. AS AN ADDITION SMALL CUT OUT FIGURES CAN BE GLUED TO THE INSIDE AT THE TOP BELOW ARE A FEW FIGURES YOU MAY LIKE TO COPY.



CLASS ACTIVITY.

BEFORE CLASS PREPARE PIECES OF CARD (ONE PER CHILD) BY DRAWING GUIDELINE IN

PENCIL TO INDICATE WHERE SCHOLARS ARE TO CUT OUT THE BATTLEMENT AND DRAW IN THE BRICKS. ALSO, BRING ALONG COPIES OF FIGURES PROVIDED BELOW FOR CHILDREN TO GLUE ON TO THE TOP OF THE WALL. SCHOLARS TO 'CUT AND GLUE' DURING CLASS.



HOW ABOUT A BISCUIT CUT INTO THE SHAPE OF A CITY WALL.

A BADGE IN THE SHAPE OF CITY WALL, WITH THIS OR OTHER WORDING.



OTHER IDEAS IN THIS BOOK.

LOOK THROUGH THE REST OF THIS BOOK FOR OTHER IDEAS FOR THIS LESSON, IN PARTICULAR. THE MODEL THRONE AND KINGS CROWN FOUND EARLIER IN THIS BOOK MAY BE THOUGHT SUITABLE.