


C.S.S.A.

Josiah and the Book of the Law


STAND UP CARD.

COPY PATTERN BELOW. CUT THE SCROLL ABOVE THE DOTTED LINE. FOLD ON THE DOTTED LINE.



"Josiah made all that were in Israel to serve Yahweh their God."

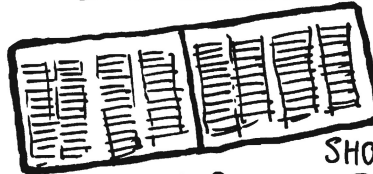
SCROLL.



MATERIALS REQUIRED.


TWO SMALL PIECES OF DOWEL ● 4 WOODEN BEADS TO FIT THE DIAMETER OF THE DOWEL ● PHOTO-COPIES OF THE BIBLE. ● GLUE ● SCISSORS.

HOW TO MAKE IT.



GLUE 2 PHOTO COPIES OF BIBLE PAGES TOGETHER END TO END AS SHOWN HERE.

CUT 2 PIECES OF DOWEL SO AS THEY PROTRUDE 3 OR 4 CM'S TOP AND BOTTOM OF THE PAPER. GLUE WOODEN BEADS TO THE ENDS OF DOWEL.




SPREAD GLUE ON THE SURFACE OF THE DOWEL AND CAREFULLY WRAP THE PAPER ON TO IT. DO THE SAME WITH THE OTHER END.

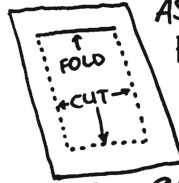


ROLL BOTH ENDS TOGETHER AND TIE WITH A PIECE OF RIBBON OR SOMETHING SIMILAR. CHILDREN TO UNTIE DURING CLASS AT THE APPROPRIATE TIME IN THE LESSON.

HIDDEN BOOK




THIS LITTLE FLIP-OVER CARD IS EASY TO MAKE AND WILL INTEREST THE SCHOLARS.



HOW TO MAKE IT.

COPY PATTERN BELOW ONTO THE BOTTOM CARD. CUT OUT A FLAP ON THE TOP CARD AS SHOWN IN DIAGRAM (A). ON THE FLAP WRITE THE WORD "WHAT DID THEY FIND IN THE TEMPLE?"

GLUE TOP AND BOTTOM (A) CARDS TOGETHER MAKING SURE NOT TO GLUE THE FLAP DOWN.




MATERIALS REQUIRED.


- 2 PIECES OF CARD APPROX. 18x11 cm.
- GLUE ● CRAFT KNIFE.

BOOK MARK.


COPY PATTERN BELOW AND ADD YOUR OWN WORDING...



GUIDELINE FOR TOP CARD. J



BADGE.



USE THIS PATTERN OR MAKE YOUR OWN OF A NUMBER 8. PIN ONTO SCHOLARS' (CLOTHES!) TO REMIND THEM THAT JOSIAH WAS ONLY EIGHT YEARS OLD WHEN HE BECAME KING.

CLASS ACTIVITY

IT WILL MAKE A LASTING IMPRESSION ON THE WHOLE SUNDAY SCHOOL IF AN 8 YEAR OLD BOY (VOLUNTEER) CAN BE TAKEN FROM CLASS TO CLASS. IT WILL GIVE SCHOLARS A VIVID IMPRESSION OF THE YOUNGNESS OF KING JOSIAH!

TORN GARMENT

BRING AN OLD GARMENT OR PIECES OF MATERIAL TO CLASS. AT THE APPROPRIATE TIME IN THE CLASS LESSON TEAR THE PIECE OF MATERIAL. PERHAPS EVEN LET THE CHILDREN TEAR A PIECE AND THEN PIN ONTO THEM WITH A SAFETY PIN TO TAKE HOME.