

C.S.S.A.

# Daniel and His Three Friends in Babylon

## SPECIAL CARD

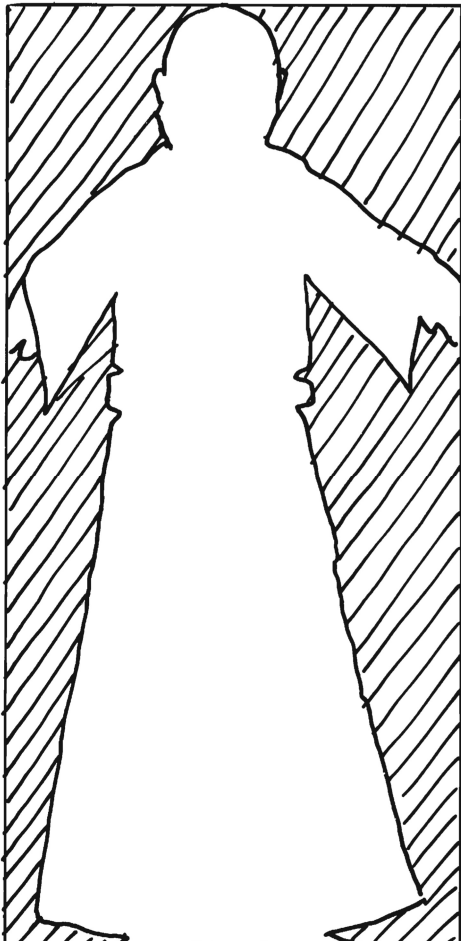


THIS INTERESTING POP UP CARD IS EASY TO MAKE AND SHOWS DANIEL AND HIS THREE FRIENDS.

## MATERIALS REQUIRED.

CARD, APPROX A4 SIZE (297 x 210mm)

- A PIECE OF COLOURED PAPER 38.4 X 13
- SCISSORS
- GLUE.



CUT OUT SHADED AREA.

## HOW TO MAKE IT.



FOLD THE PIECE OF COLOURED PAPER CONCERTINA STYLE IN 4 EQUAL PARTS AS SHOWN IN THIS DIAGRAM. USING THE PATTERN BELOW DRAW A FIGURE ON THE FRONT PANEL AND THEN CUT OUT

WHILE THE PAPER IS STILL FOLDED. THE RESULT WILL BE A SET OF '4 FRIENDS'.



FOLD THE FIGURES TOGETHER AGAIN AND APPLY GLUE TO THE BACK OF THE FAR LEFT FIGURE AND PLACE ON LEFT SIDE OF CARD.

SEE (A) CLOSE CARD AND PRESS FIRMLY, SEE (B).



OPEN CARD AGAIN AND APPLY GLUE TO THE FAR RIGHT FIGURE, SEE (C). CLOSE THE CARD AND PRESS FIRMLY, SEE (B)

THE FAR RIGHT FIGURE WILL NOW BE GLUE TO THE RIGHT SIDE OF THE CARD. ALLOW THE GLUE TO DRY.

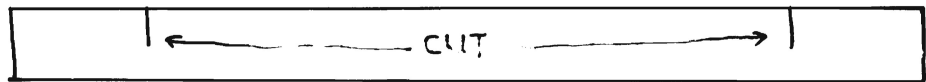




WHEN YOU OPEN OUT THE CARD THE MIDDLE TWO FIGURES WILL BE STANDING OUT.

ADD APPROPRIATE WORDING TO THE FRONT AND INSIDE OF THE CARD. PERHAPS PUT THE 4 NAMES OF DANIEL AND HIS FRIENDS ON EACH OF THE FIGURES.

# STAND UP FIGURES

COPY THESE FIGURES  
ONTO CARDBOARD AND  
STAND UP USING SMALL  
STRIP OF CARDBOARD AS  
SHOWN BELOW.



ON THE REVERSE SIDE  
OF EACH FIGURE  
WRITE THE NAME  
THAT THE KING OF  
BABYLON GAVE TO  
EACH OF THE BOYS.



# FOOD PLATE



## MATERIALS REQUIRED.

PAPER PLATE ● GLUE  
● PICTURES FROM  
MAGAZINES OF VARIOUS  
KINDS OF FOOD, EG; MEAT,  
FANCY FOODS, VEGETABLES, FRUIT &  
GRAIN.

## HOW TO MAKE IT.

BRING MATERIALS TO CLASS. CHILDREN  
TO GLUE PICTURES OF MEAT AND FANCY  
FOOD ON ONE SIDE AND FRUIT &  
VEGETABLE & GRAIN ON THE OTHER SIDE.

YOU MAY LIKE TO USE PICTURES  
PROVIDED BELOW FOR THIS PROJECT.



A SMALL BAG OF  
FRUIT AND VEGETABLES,  
AND MAYBE A SMALL  
PARTY CAKE.