


C.S.S.A.

Esther the Queen

PALACE SCENE



THIS PALACE SCENE IS BASED UPON THE ONE DESCRIBED WITH SOLOMON AND THE QUEEN OF SHEBA EARLIER IN THIS BOOK.

MATERIALS REQUIRED.

CARDBOARD BOX (SHOE BOX OR SIMILAR) ● CRAFT KNIFE
● GLUE ● WHITE CARD ● SCRAPS OF MATERIAL OR WALLPAPER TO DECORATE THE INSIDE OF THE BOX.

HOW TO MAKE IT.

CUT AN OPENING IN THE TOP OF THE BOX TO ALLOW THE TEACHER TO SEE WHAT IS GOING ON INSIDE THE BOX.


CUT A SLIT IN THE SIDE OF THE BOX (RIGHT SIDE) TO ALLOW 'ESTHER' TO BE MOVED TOWARD THE KING.



COPY OR PHOTOCOPY THE FIGURES OF ESTHER AND THE KING ONTO PIECES OF CARD. GLUE A STRIP OF CARD ONTO 'ESTHER' AS SHOWN

LEAVE A BIT EXTRA CARD AT THE BOTTOM OF THE KING'S CHAIR TO FOLD UNDER AND GLUE TO THE FLOOR OF THE BOX.

DECORATE THE INSIDE OF THE BOX WITH MATERIAL OR WALLPAPER



CROWN.

MATERIALS REQUIRED.

GOLD CARD OR PLAIN WHITE CARD
● GLUE ● SCISSORS.

HOW TO MAKE IT.

TRACE OR PHOTOCOPY THE PATTERN OF THE FRONT AND BACK OF THE CROWN. GLUE OR TAPE THE FRONT AND BACK PARTS TOGETHER TO FIT THE HEAD. DECORATE CROWN WITH GLITTER AND SEQUINS.



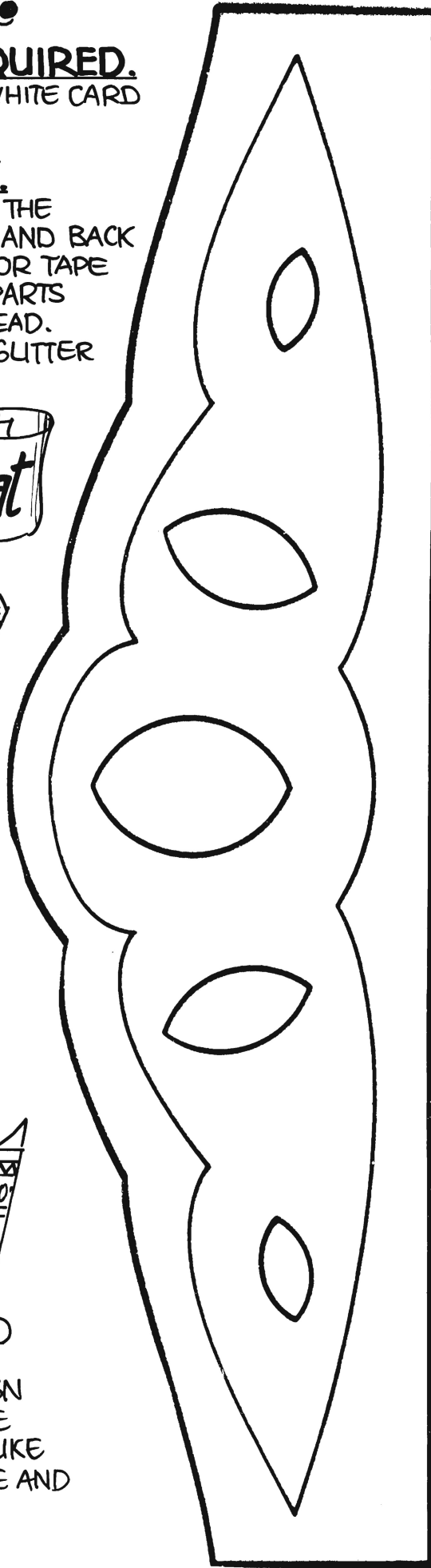
MAKE A TASTY CROWN FROM A BUSH BISCUIT CUT INTO SHAPE AND DECORATED WITH ICING SUGAR AND CAKE DECORATING SHINY BEADS AND SHAPES.



BADGE



COPY THE ABOVE DESIGN ONTO A PIECE OF WHITE CARD. SCHOLARS MAY LIKE TO DECORATE WITH GLUE AND GUTTER.



A CUT OUT QUEEN.

THIS PICTURE OF QUEEN ESTHER
CAN BE COPIED ONTO CARD AND
CUT OUT FOR CHILDREN TO TAKE
HOME AND COLOUR IN.

