

C.S.S.A.

# The Birth of John the Baptist

## FINGER PUPPET.

YOUNGER SCHOLARS WILL LOVE TO TAKE HOME THESE EASY TO MAKE FINGER PUPPETS.

### MATERIALS REQUIRED.

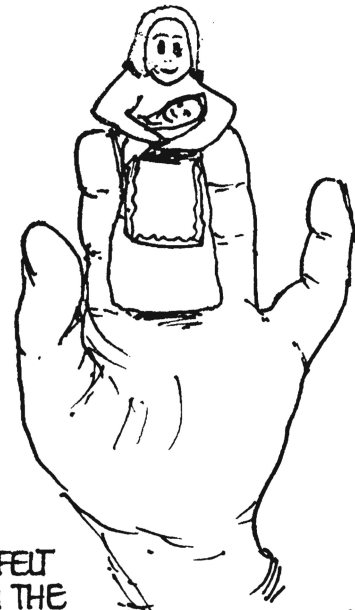
COLOURED FELT OR DIFFERENT MATERIAL.  
SUGGESTED COLOURS WHITE, GREEN,  
PINK AND YELLOW.

### HOW TO MAKE IT.

FRONT

BACK

CUT OUT DIFFERENT COLOURED FELT USING THE LARGE PATTERN ON THE LEFT (THE SMALLER PATTERNS ARE FOR COLOUR GUIDES) GLUE OR SEW THE BACK AND FRONT ALONG THE SIDES, BUT DO NOT GLUE THE BOTTOM (THIS IS WHERE THE FINGER GOES). GLUE ON FACE OF BABY AND MOTHER. DRAW IN FACIAL FEATURES WITH FELT TIP PENS. GLUE ON WHITE BABY'S SHAWL AND GREEN APRON.



\* THERE ARE SOME VERY GOOD MATERIAL GLUES AVAILABLE FROM CRAFT SHOPS.

## CURTAIN CARD

### MATERIALS REQUIRED.

A PIECE OF CARD APPROX. 17cm X 12cm . ● A PIECE OF MATERIAL ABOUT THE SAME SIZE.  
● GLUE ● SCISSORS




OPEN THE CURTAINS TO SEE WHY ZACHARIAS IS TAKING SO LONG

### HOW TO MAKE IT.

COPY OR PHOTOCOPY THE PICTURE OF ZACHARIAS AND THE ANGEL ON THE FOLLOWING PAGE. GLUE ONTO THE CARD. GLUE A SAME SIZED PIECE OF MATERIAL ALONG THE TOP OF THE CARD ONLY. CUT THIS CURTAIN DOWN

THE MIDDLE, WHICH WILL ENABLE IT TO BE OPENED TO REVEAL THE SCENE UNDERNEATH.



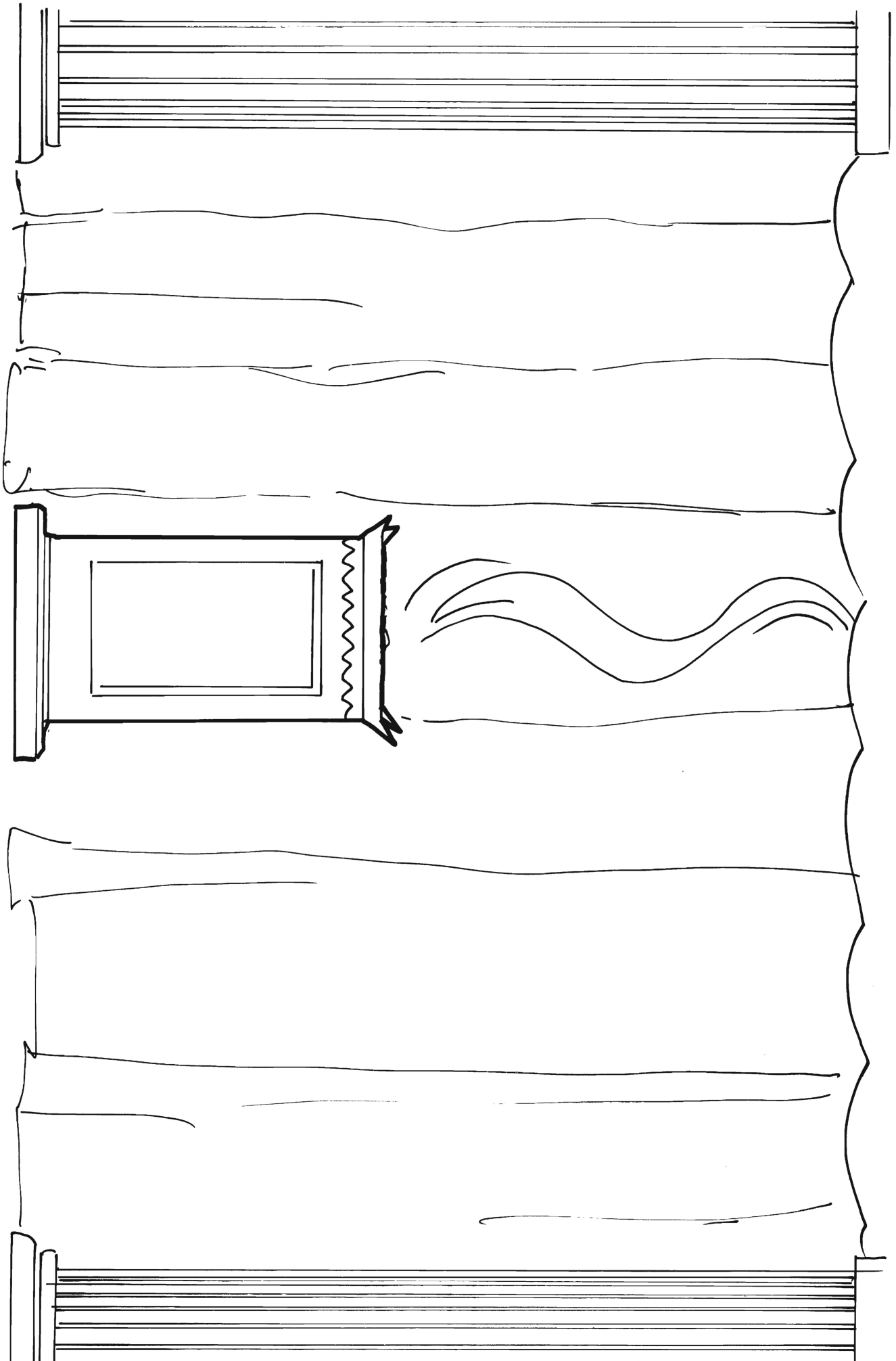
## BOX THEATRE

USING THE SAME  
IDEA AS THE  
"PALACE SCENE" IN  
THE LESSON ON  
'ESTHER THE QUEEN',

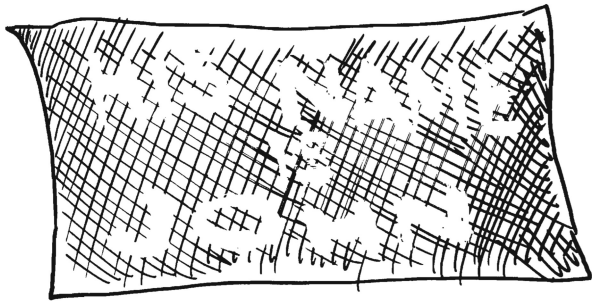
USE THESE FIGURES  
OF THE ANGEL AND  
ZACHARIAS AND THE  
BACKGROUND SCENE  
ON THE FOLLOWING  
SCENE.

PERHAPS A "CURTAIN"  
OVER THE FRONT OF  
THE BOX FOR EFFECT.





# INVISIBLE WRITING



THIS LITTLE PROJECT WILL REALLY REINFORCE THE LESSON ON SMALL CHILDREN BECAUSE OF THE ENJOYMENT THEY WILL EXPERIENCE IN PERFORMING THEIR PART OF THE EXERCISE.

## MATERIALS REQUIRED.

PIECES OF BLANK PAPER ● PAINT (PREFERABLY A DARKER COLOUR EG:- BLUE, RED OR GREEN) ● A WHITE WAX CANDLE OR LIQUID PARAFFIN WAX

## HOW TO MAKE IT.

### TEACHERS PREPARATION

WITH THE WAX CANDLE OR BY PAINTING WITH 'LIQUID WAX', WRITE THE WORDS "HIS NAME IS JOHN"

### SCHOLARS PARTICIPATION

DURING CLASS AT THE APPROPRIATE TIME IN THE LESSON SCHOLARS PAINT OVER THE PAPER WITH A BRUSH OR QUICKER STILL A PIECE OF SPONGE. THE WRITING UNDERNEATH WILL SHOW THROUGH WHERE THE WAX HAS RESISTED THE APPLICATION OF PAINT.

# INCENSE .



BRING ALONG A STICK OR CONE OF INCENSE AND BURN DURING CLASS TO CONVEY TO SCHOLARS THE SWEETNESS OF THE SMELL AND THUS ITS ASSOCIATION WITH PRAYER. MAYBE SOME INCENSE TO TAKE HOME WOULD BE A GOOD IDEA FOR OLDER CHILDREN.

# ROCKING THE BABY.

SEE THE LESSON IN THIS BOOK ON THE "KIND WOMAN OF SHUNEM" FOR DETAILS OF THIS MODEL.