



C.S.S.A.

The Contest on Mt. Carmel

SANDBOX STORY.

DEPICTING ELIJAH'S CONTEST WITH THE PROPHETS OF BAAL

MAKE FIGURES FROM PIPECLEANERS AS SHOWN IN DIAGRAMS BELOW.



MANIPULATE PIPECLEANER FIGURES TO DEPICT THE PROPHETS OF BAAL AND ELIJAH.

USE TWO CONSECUTIVE SCENES TO DEPICT THE STORY AS SHOWN IN DIAGRAMS (A) & (B).

THIS VISUAL AID WILL BE USEFUL FOR MANY BIBLE LESSONS AND IS EASY TO BRING ALONG TO A SUNDAY SCHOOL CLASS.

STICK SOME RED CELLOPHANE ONTO ELIJAH'S OFFERING TO SHOW IT BEING CONSUMED. THIMBLES FULL OF WATER Poured OVER THE OFFERING CAN DEPICT THE '12 BARRELS' OF WATER.

MATERIALS REQUIRED.

LID OF A SHOE BOX OR BOX MADE FROM WOOD ● SAND ● PIPE CLEANERS. ● PLASTICINE OR PLAYDOUGH. ● MATCHSTICKS ● RED CELLOPHANE.

HOW TO MAKE IT.

HALF FILL THE BOX WITH SAND AND DAMPEN SLIGHTLY. THIS WILL MAKE IT EASIER FOR FIGURES TO STAND UP.

MAKE ALTARS FROM PLASTICINE AS WELL AS OFFERING. PLACE MATCHSTICKS BETWEEN OFFERING AND ALTAR.



AN ALTAR MADE FROM AN UPSIDE DOWN ICE CREAM CONE STUCK ONTO A BUSH BISCUIT WITH ICING. AND MAY BE SOME PRETZEL STICK ON TOP STUCK ON WITH ICING.



MOUNTAIN CARD.

THE FOLLOWING INSTRUCTIONS FOR THIS POP UP CARD CAN BE USED TO MAKE TWO DIFFERENT TYPES OF SCENES

1. GOD SENDS RAIN.
2. THE CONTEST ON MT. CARMEL.

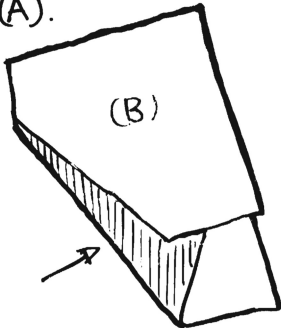
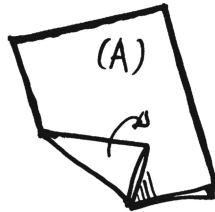
MATERIALS REQUIRED.

2 PIECES OF PAPER SAME SIZE AS PATTERN ON THE FOLLOWING PAGES.

- GLUE ● PENS AND PENCILS.

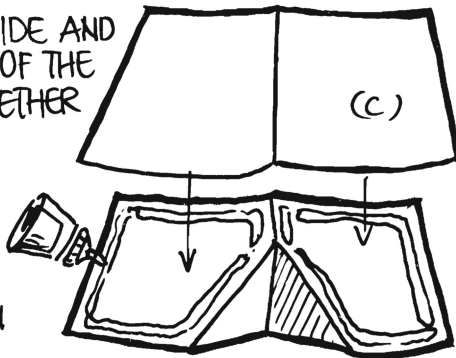
HOW TO MAKE IT.

FOLD INSIDE SHEET AS SHOWN IN DIAGRAM (A).

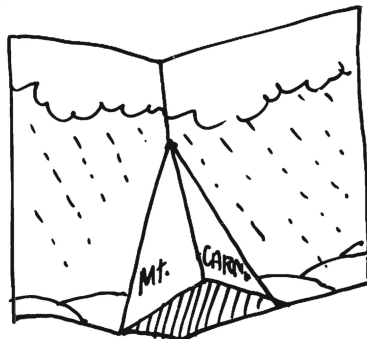


FOLD THIS TRIANGLE BACK INTO THE FRONT OF THE CARD AS SHOWN IN DIAGRAM (B)

GLUE INSIDE AND OUTSIDE OF THE CARD TOGETHER BUT BE CAREFUL NOT TO GLUE THE MOUNTAIN AS THIS HAS TO POP UP WHEN THE CARD IS OPENED.



WHEN THE CARD IS FINISHED IT SHOULD LOOK LIKE THIS WHEN OPENED UP.



ALTAR CARD.

MATERIALS REQUIRED.

- PIECE OF CARD 90mm X 120 mm
- MATCHSTICKS ● GLUE
- GLITTER. ● SAND - PAPER. ● CELLOPHANE



HOW TO MAKE IT.

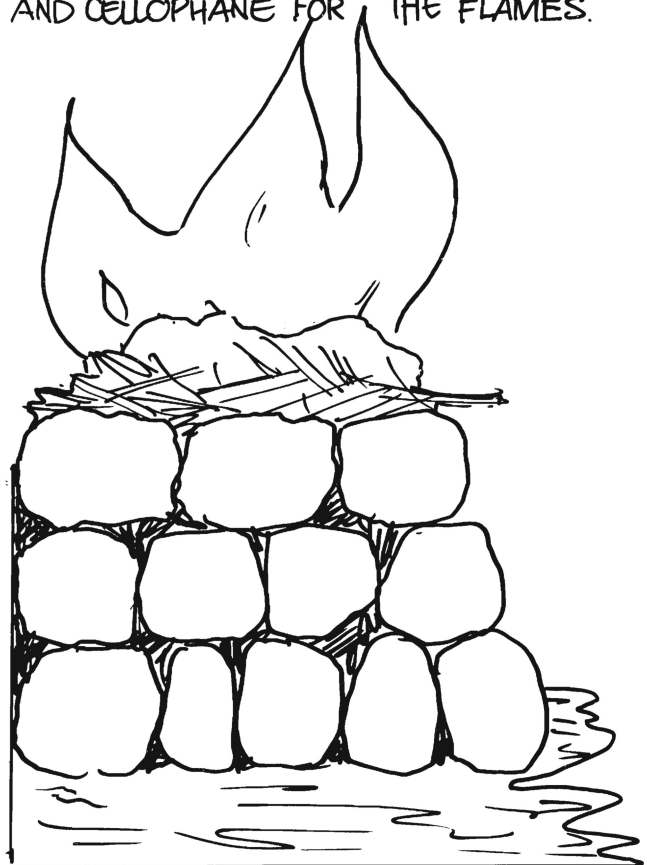
FOLD THE CARD IN HALF AS SHOWN IN DIAGRAM (A).




COPY DRAWING BELOW ONTO THE FRONT OF THE FOLDED CARD. CUT AROUND THE EDGES OF THE DRAWING SO BOTH SIDES OF THE CARD HAVE THE SAME SHAPE. ADD APPROPRIATE WORDING INSIDE.

CLASS ACTIVITY.

CHILDREN MAY GLUE ON SANDPAPER FOR STONES, MATCHSTICKS FOR WOOD AND CELLOPHANE FOR THE FLAMES.



INSIDE OF "GOD SENDS RAIN CARD"



Mt Carmel

| Fold Here

OUTSIDE OF "GOD SENDS RAIN CARD"

1

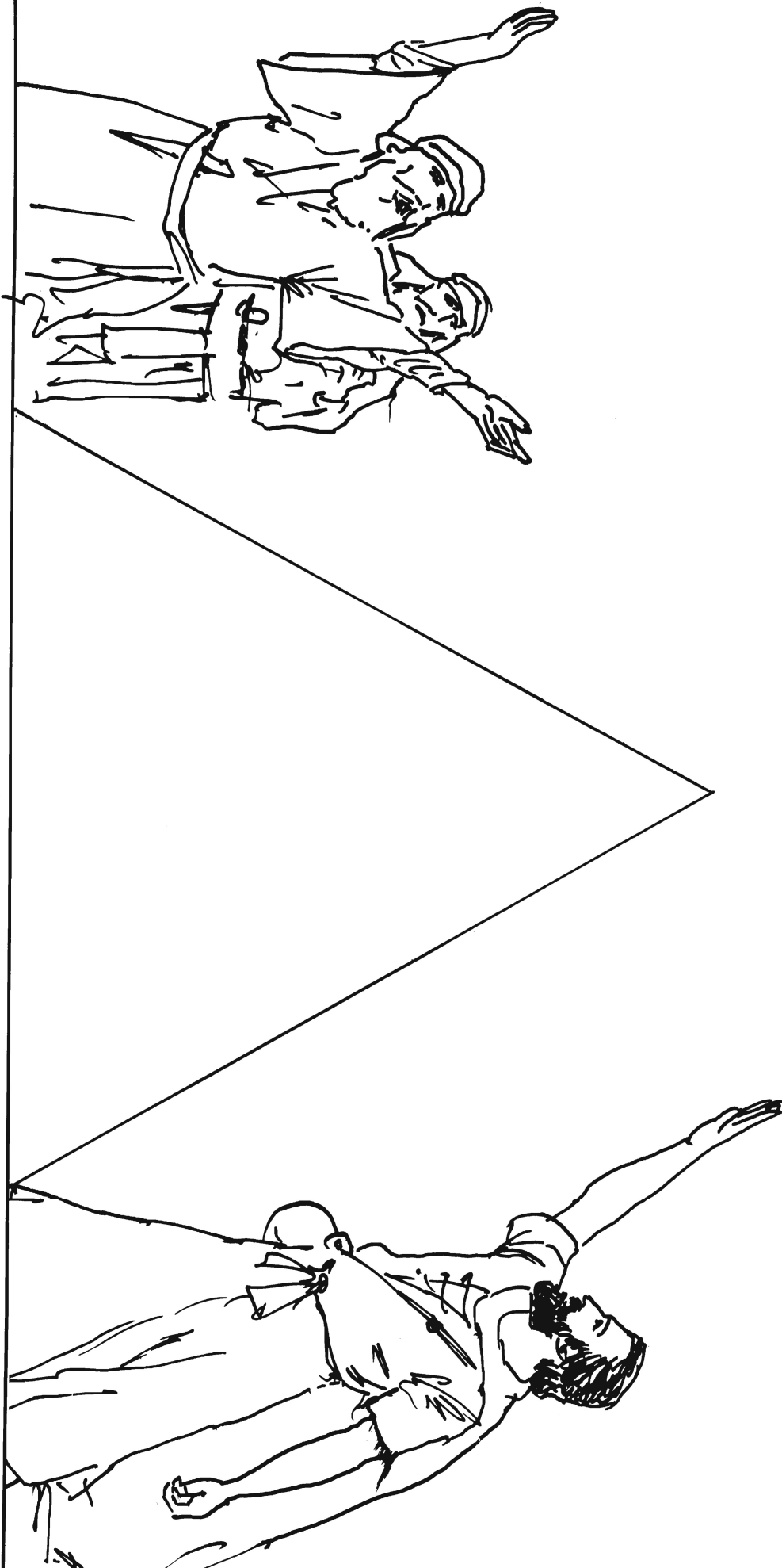
GOD SENDS RAIN



FOLD HERE

INSIDE OF 'MC CARMEL CONTEST' CARD.

ADD YOUR OWN WORDS OVER THE PROPHETS OF BAIL AND OVER ELIJAH.



FOLD HERE.

OUTSIDE OF 'MT CARMEL CONTEST' CARD.

ADD WORDING OF YOUR CHOICE.

