

Cut out envelope as one piece. Fold in half so that the words are on the outside. Fold the tabs inward and glue to make the envelope. Cut out the supplies and decorate. You can use tissue paper for the fire, sand paper for the stones, real twigs for the wood etc. Put them in the envelope.
<http://clipart-library.com/>

Elijah's Altar Supplies

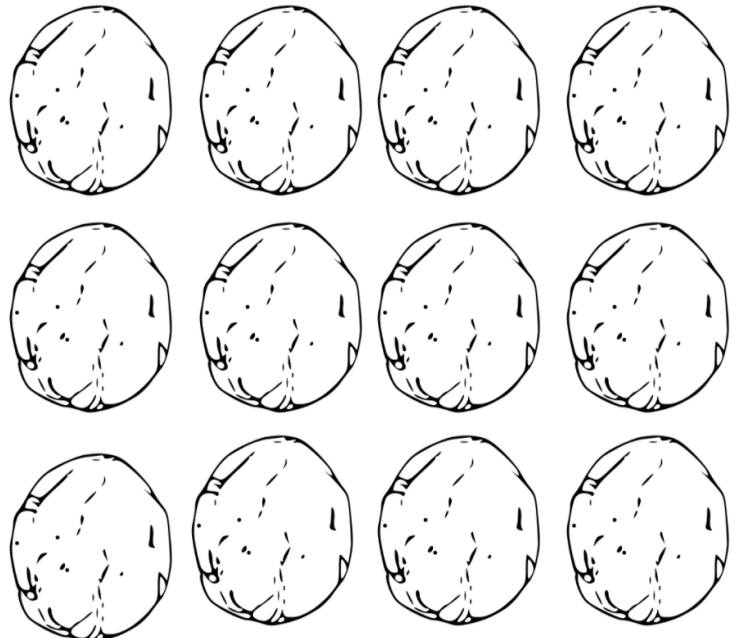
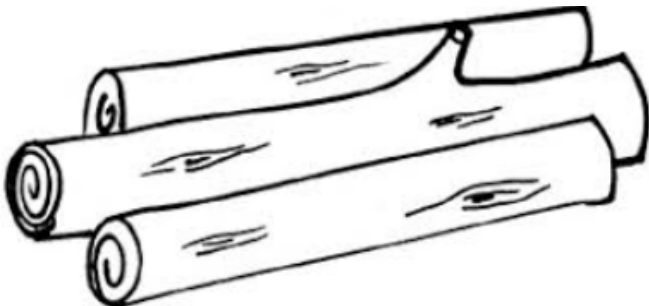
(just add faith!)




Glue here

Glue here into lap book

Glue here





The CONTEST on MOUNT CARMEL

Cut both rectangles out. Fold the large one in half (with pictures facing inward). Glue the title onto the outside, the the back to the lapbook.
Artwork by Sister Karen Pillion

