

C.S.S.A.


Jesus Walks on the Water

MOVING PICTURE


COPY THE PICTURE BELOW AND THE TWO FIGURES ON THE FOLLOWING PAGE ONTO CARD OR HEAVY PAPER. CUT OUT PICTURE AND FIGURES. COLOUR IN PICTURES OR ASK SCHOLARS TO DO SO. MOVE FIGURES UP AND DOWN.



CUT SLOTS AS INDICATED



PUSH FIGURES THROUGH SLOTS.





JESUS.



PETER.


SOME OTHER IDEAS

● SOME OF THE BOAT IDEAS MAY ALSO BE SUITABLE FOR THIS LESSON. SEE EARLIER PAGES IN THIS BOOK.

● A TAPE RECORDING OF THE SEA WILL BE OF GREAT VALUE WHILST TELLING THE STORY.




SMALL MOVING CARD



COPY PICTURE AND FIGURE OF PETER ONTO CARD. CUT SLOT WHERE INDICATED ON PICTURE.

CUT OUT PICTURE OF PETER AND PLACE IN THE SLOT.

CHILDREN TO COLOUR IN.



A MAZE .

