

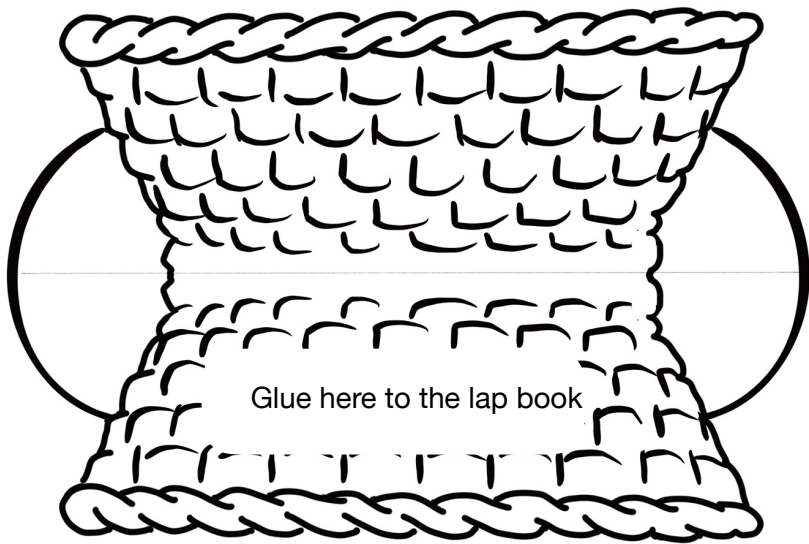


<p>HOW CAN YOU BE FED BY GOD?</p> <hr style="border-top: 1px dashed black;"/>	<p>FEEDING THE PEOPLE</p>
<p>HOW MANY PEOPLE DID JESUS FEED?</p> <hr style="border-top: 1px dashed black;"/>	<p>HOW MANY BASKETS OF FOOD WAS LEFT OVER?</p> <hr style="border-top: 1px dashed black;"/>

Cut out on the solid lines and remove the grey areas. Stack them so that the tabs are separated on the bottom of the booklet. Staple together at the top.

Glue the back page into the lap book.



Cut everything out. Fold the basket in half on the grey line. Fold the rounded sections of the basket inward and glue to prop the basket open. Colour and decorate the fish and food, put in the basket. Glue into the lap book as directed.

You can use a paper clip to hold the pieces in the basket so they don't get lost.

Basket art work by Aunt Karen Pillion.