



C.S.S.A.

The Parable of the Son who Sinned - But was Sorry

WINDOW CARD

● CRAFT KNIFE

HOW TO MAKE IT.




CUT WINDOW IN TOP CARD
FOLD ON DOTTED LINE.
STICK PICTURE 'A'
ON TOP OF WINDOW 'A'.
STICK PICTURE 'B'
ON BOTTOM CARD 'B'


MAKE SURE IT IS DIRECTLY BELOW THE
WINDOW. GLUE TOP AND BOTTOM CARDS
TOGETHER MAKE SURE NOT TO GLUE
WINDOW DOWN. WORDING CAN BE OF YOUR CHOICE.

MATERIALS REQUIRED.

2 PIECE OF CARD 20cm X 18cm ● GLUE





MASK.



USING PAPER PLATES DRAW A SAD FACE ON ONE SIDE AND A HAPPY ONE ON THE OPPOSITE SIDE. CUT OUT THE EYES BUT ONLY DRAW THE MOUTH. USE A PIECE OF ELASTIC AS A TIE.

ROW OF PIGS.




MATERIALS REQUIRED.

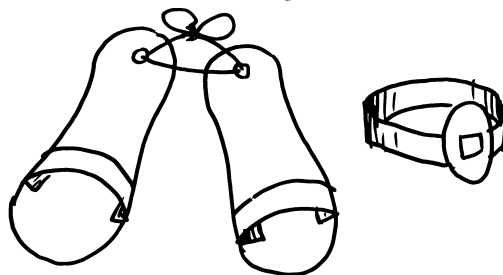
PIECE OF PAPER 48cm X 4.5 cm ● SCISSORS

HOW TO MAKE IT.

FOLD PAPER 5 TIMES TO MAKE 6 PANELS. DRAW PIG AS SHOWN ABOVE. CUT SHADED AREAS. UNFOLD.



SHOES & RING

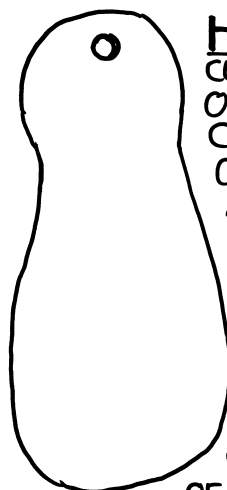


MATERIALS REQUIRED.


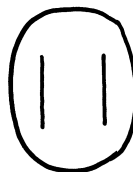
PIECES OF CARD ● GLUE ● SCISSORS

HOW TO MAKE THEM.

CUT SHOE PATTERN OUT OF CARD AND REPEAT. CUT 2 SMALL STRIPS OF CARD FOR THE STRAPS AND GLUE ONTO THE SHOE AS ABOVE DIAGRAM. JOIN THE SHOES WITH A PIECE OF RIBBON OR WOOL.




TO MAKE THE RING CUT A SMALL OVAL OUT OF CARDBOARD, WITH TWO SLITS IN THE MIDDLE. COLOUR THE OVAL A BRIGHT COLOUR OR



GLUE ON SOME GLITTER. THREAD THROUGH THE OVAL A BRIGHT COLOURED BAND OF PAPER OR CARD. JOIN THE ENDS TO FORM RING.

CARD & HANGINGS

ON THE FOLLOWING PAGE ARE TWO PICTURES WHICH CAN BE USED FOR A CARD OR WALL HANGINGS.



I will organize
to go to my
father



The Father said.....

Bring the

Best
Robe



and put a Ring



on his hand
and

Shoes
on his feet

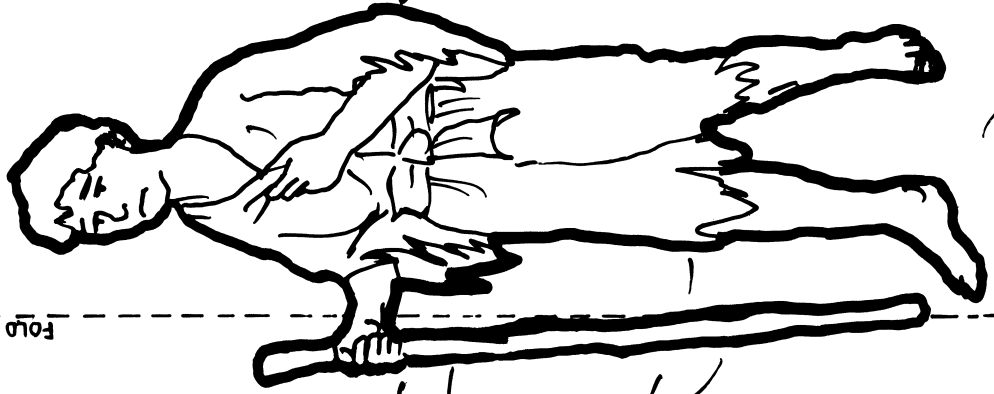


Luke 15:22

A SON COMES HOME.



FOLD FORWARD.



FOLD BACK



1/2