
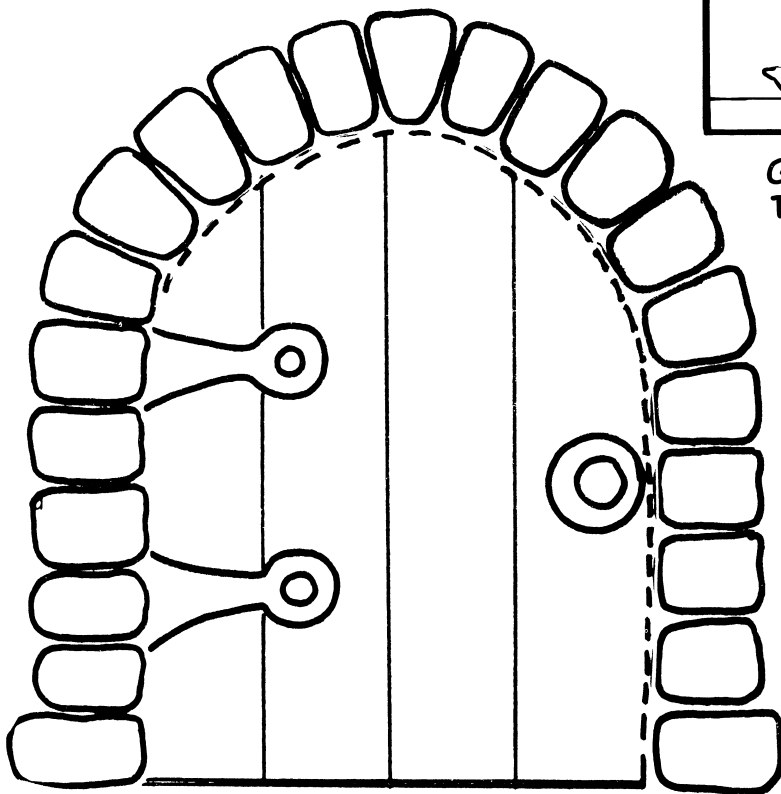



C.S.S.A.

The Ten Virgins

OPENING DOOR



GLUE THE FRAME OF THE DOOR, SO THE DOOR CAN OPEN. GLUE THE FIVE UNLIT LAMPS ON THE OUTSIDE OF THE DOOR AND THE FIVE BURNING LAMPS ON THE INSIDE OF THE DOOR. ATTACH A PAPER FASTENER TO THE DOOR AS A DOOR KNOB.



MATERIALS REQUIRED.

CARDBOARD ● ICE CREAM STICKS ● GLUE ● SAND PAPER ● SCISSORS OR CRAFT KNIFE

HOW TO MAKE IT.

ON A RECTANGULAR PIECE OF CARD COPY AND CUT OUT THE DOOR AND 10 LAMPS, (FIVE WITH A FLAME AND FIVE WITHOUT). ON A LARGER PIECE OF CARD DRAW A WINDOW. CUT ON THE DOTTED LINE OF THE DOOR AND GLUE ON TO THE CARD WITH THE WINDOW ON IT. BE SURE TO ONLY

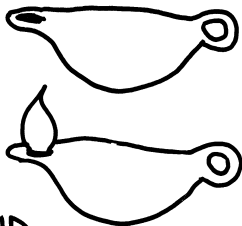




PLATE CLOCK.




USE A PAPER PLATE AS THE FACE OF A CLOCK. USING THE PATTERN OF THE LAMPS OPPOSITE COPY FIVE OF EACH AND GLUE AROUND THE EDGE. CUT OUT AN HOUR & MINUTE HAND AND ATTACH TO THE 'CLOCK' WITH A PAPER FASTENER. ADD WORDING AS ABOVE. ARRANGE FINGERS TO NEARLY MIDNIGHT!

CARDBOARD LAMP




TAKE HOME TREAT
AN EDIBLE LAMP! USE A FLAT OVAL BISCUIT, COVER WITH ICING. LIFESAVER FOR HANDLE AND ORANGE LOLLY FOR FLAME.



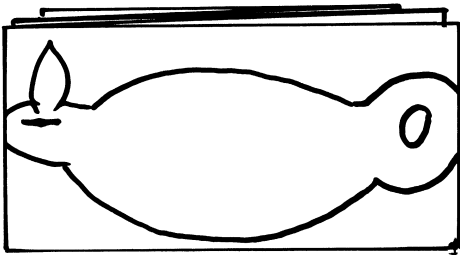
LAMPS

A REAL LAMP FOR CHILDREN TO SEE DURING SUNDAY SCHOOL WOULD GIVE A LASTING IMPRESSION OF THE LESSON. ONE SUCH LAMP CAN "DO THE ROUNDS" OF THE WHOLE SUNDAY SCHOOL AT THE APPROPRIATE TIME.

- BADGE -

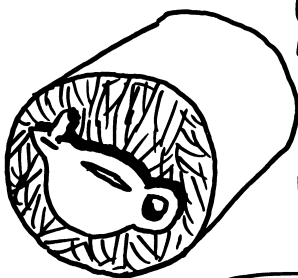


CUT OUTS



FOLD A PIECE OF PAPER SO IT HAS 10 SIDES. DRAW A PICTURE OF A LAMP WITH FLAME ON THE FRONT PANEL. WITH PAPER FOLDED CUT AROUND THE LAMP SHAPE, OPEN OUT THE PAPER TO REVEAL 10 LAMPS. CUT THE FLAMES OFF 5 OF THE LAMPS.

CORK PRINTING



USING A CORK, CUT OUT LAMP SHAPE WITH CRAFT KNIFE OR RAZOR BLADE. USE STAMP PAD FOR PRINTING OR WATER PAINTS.

