
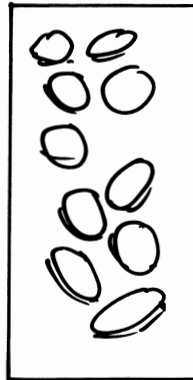



C.S.S.A.



The Parable of the Talents

WINDOW CHART.

DETAILS ON HOW TO MAKE ARE ON THE FOLLOWING PAGE.



LOWER CARD.



UPPER CARD

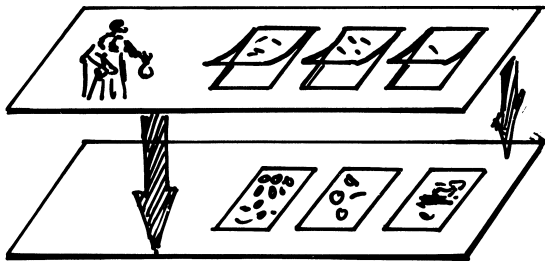
WINDOW CHART.

MATERIALS REQUIRED.

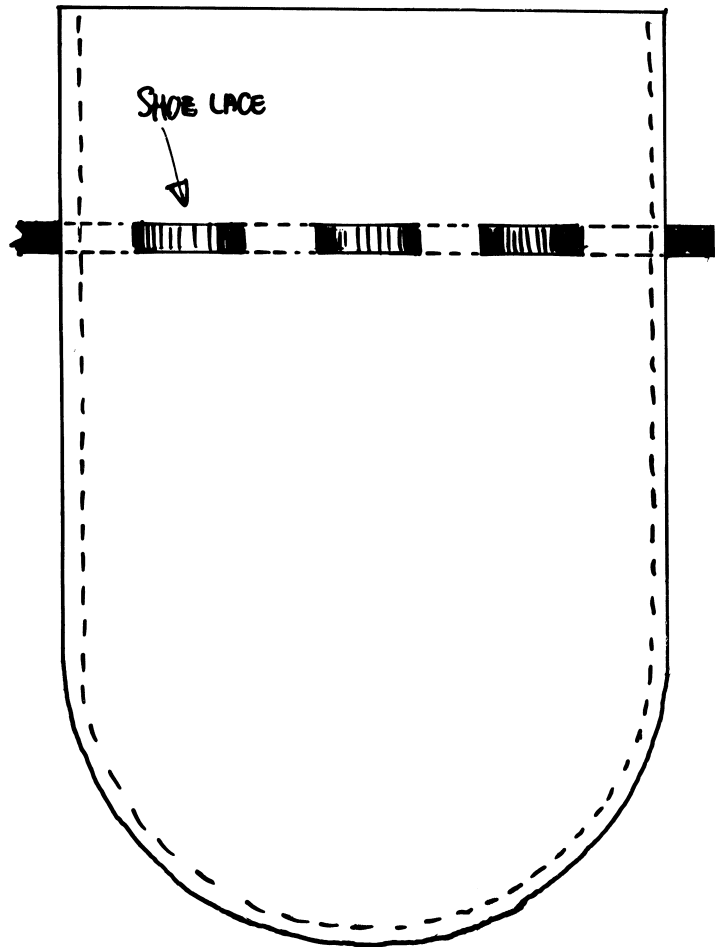
2 PIECES OF CARD OR PAPER THE SAME SIZE AS THE PATTERN ON THE PREVIOUS PAGE ● GLUE ● SCISSORS OR CRAFT KNIFE.

HOW TO MAKE IT.

COPY THE UPPER AND LOWER PATTERNS ON TO CARD OR PAPER. ON THE UPPER CARD CUT ON THE SOLID LINES AND FOLD UP ON THE DOTTED LINES. GLUE BOTH PARTS TOGETHER MAKING SURE NOT TO GLUE 'WINDOW' SEE DIAGRAM BELOW.



ADD WORDING OF YOUR CHOICE ON THE FRONT OF THE CARD AND ON THE WINDOWS.



BAG OF TALENTS


A TAKE HOME TREAT.

MATERIALS REQUIRED.

- SCRAPS OF MATERIAL
- SCISSORS ● NEEDLE AND THREAD
- SHOE LACE
- CHOCOLATE BUTTONS (TALENTS)

HOW TO MAKE IT.

CUT OUT THE MONEY BAG PATTERN TWICE. SEW UP THE EDGES (ALONG DOTTED LINE) AND TURN INSIDE-OUT. THREAD A SHOE LACE THROUGH THE TOP AS INDICATED ~ PULL TO CLOSE. FILL BAG WITH TALENTS (CHOCOLATE BUTTONS USUALLY AVAILABLE IN LARGE BAGS).



SOME OTHER IDEAS.

TREASURE HUNT

BRING A FEW ICE-CREAM CONTAINERS FULL OF SAND IN WHICH HAS BEEN PLACED SOME COINS. SCHOLARS TO FIND.

COUNTING GAMES

FOR YOUNG SCHOLARS THIS LESSON CAN BE REINFORCED BY ADDING UP THE TALENTS EACH SERVANT HAD. USE CHOCOLATE 'TALENTS' FOR ADDED 'INTEREST'.