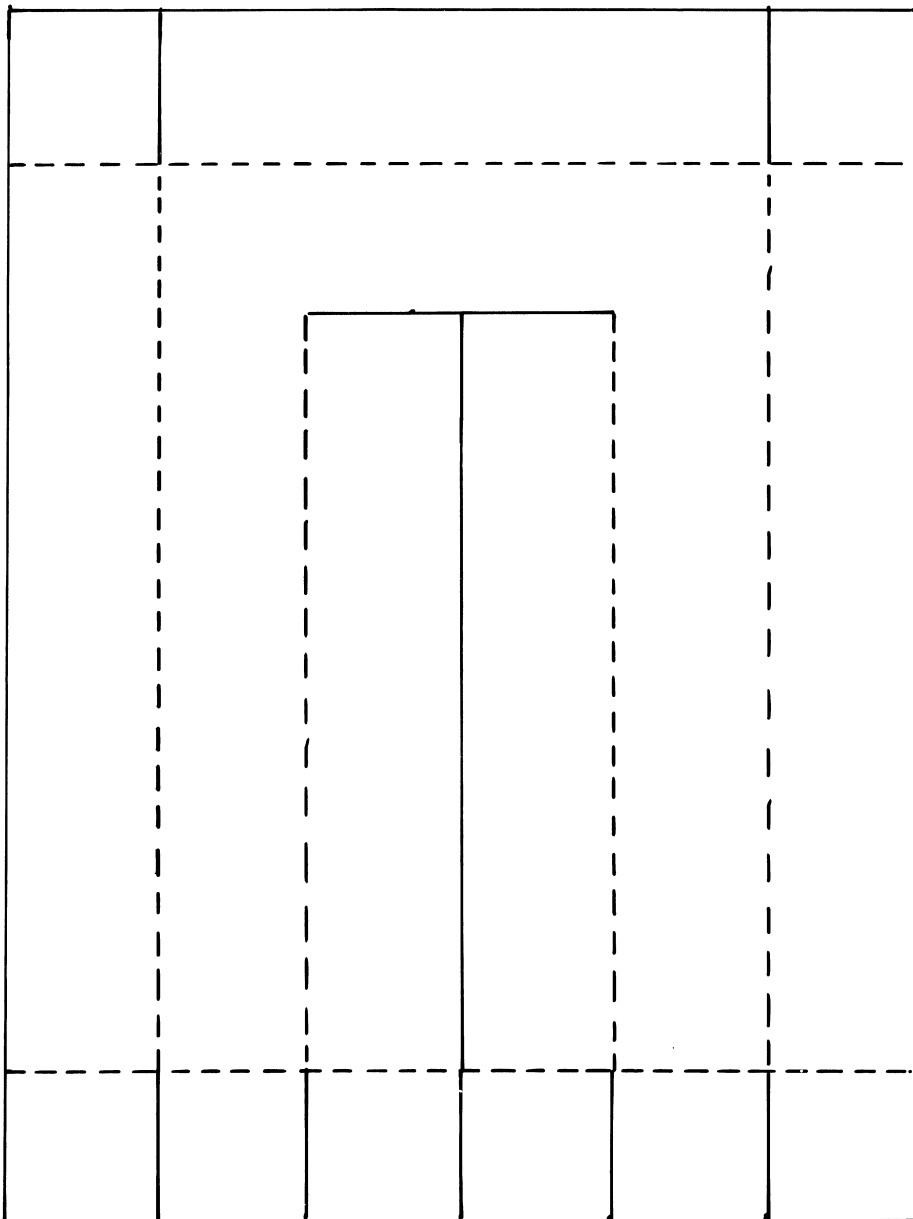


C.S.S.A.

Jesus Loves His Disciples - But One Betrays Him

MODEL TABLE AND COUCH



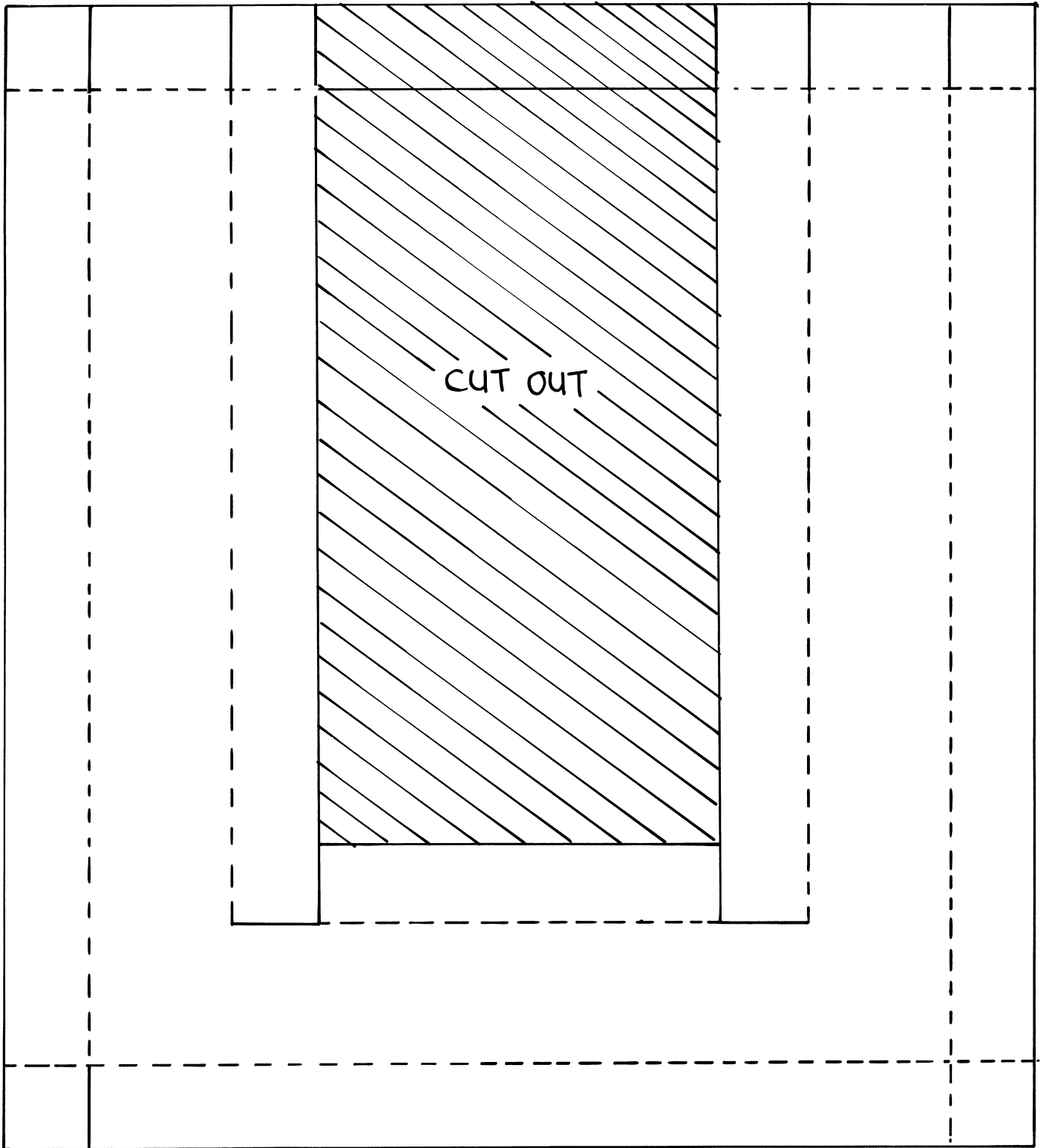
EASTERN TABLES
SOMETIMES HAD
THREE SIDES SO
THAT THE SERVANT
COULD WALK IN AT
THE END TO SERVE
THE MEAL.

MAKE THIS TABLE
OUT OF STIFF PAPER
THE SAME SIZE AS
THE PATTERN OPPOSITE.

CUT ALONG SOLID LINES
AND FOLD ON THE
DOTTED LINES.
GLUE DOWN THE
CORNERS.


SEE PATTERN FOR
COUCH WHICH GOES
AROUND THE TABLE.
ON THE NEXT PAGE.

. THE TABLE .




CUT OUT

THE COUCH.







SILHOUETTE SEE PAGE ONE

HOUSE CARD




MAKE A CARD SUITABLE FOR THIS LESSON BY FOLDING A PIECE OF CARD IN HALF DRAW A SIMPLE HOUSE WITH UPPER ROOM AND STAIRS. ADD WORDS OF YOUR CHOICE.


IN THE GARDEN OF



G E T H S E M A N E



WINDOW CHART




MATERIALS REQUIRED.

2 PIECES OF CARD OR HEAVY PAPER
 ● GLUE ● CRAFT KNIFE OR SCISSORS .

HOW TO MAKE IT.

CUT THE PIECES OF CARD TO THE SAME SIZE AS THE PATTERN ON THE FOLLOWING PAGE. COPY THAT PATTERN ONTO ONE OF THE CARDS. CUT ON THE SOLID LINES OF THE BOXES AND FOLD ON THE DOTTED LINES TO FORM FOUR 'WINDOWS' WITH FLAPS.



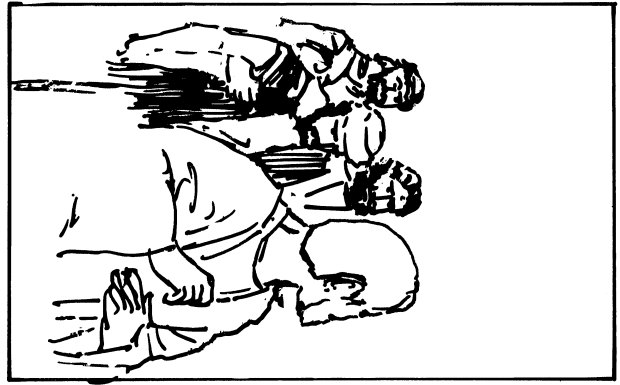
PLACE THE CARD WITH THE WINDOWS ON TOP OF THE OTHER CARD. OPEN THE WINDOWS ONE BY ONE AND DRAW THE OUTLINE OF THE 'WINDOW' ON THE CARD BELOW. (SEE DIAGRAM ABOVE)

COPY THE FOUR DRAWINGS ON THIS PAGE AND GLUE ONTO THE FOUR SQUARES. GLUE BOTH CARDS TOGETHER MAKING SURE NOT TO GLUE THE WINDOWS DOWN.

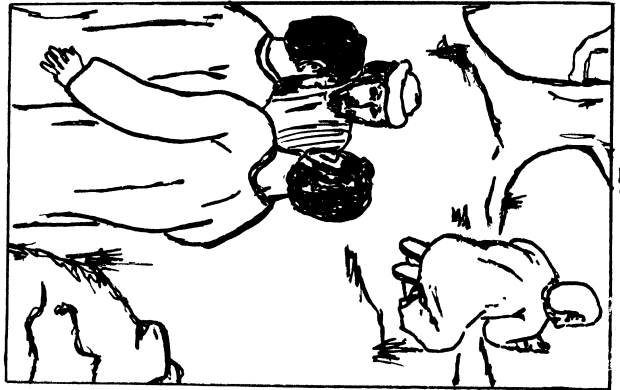
ADD YOUR OWN WORDING ON THE WINDOW FLAPS.

AS A GUIDE THE FOLLOWING IS A DESCRIPTION OF THE ILLUSTRATIONS.

1. JESUS TAKES 3 DISCIPLES APART (PETER, JAMES AND JOHN).
2. JESUS GOES FORWARD A LITTLE TO PRAY



1.



2.



3.



4.

3. JESUS COMES BACK TO FIND HIS DISCIPLES SLEEPING.

4. JUDAS BETRAYS JESUS.