


God Raises Jesus from the Dead

PULL THROUGH CARD


TRUE
DISCIPLES ARE

By

JOHN
15 v 17-19



HOW TO MAKE IT.
CUT OUT TWO PIECES OF CARD THE SAME SIZE AS PATTERNS SHOWN HERE. CUT SLOTS WITH A SHARP KNIFE. PLACE CARD THROUGH THE SLOTS AS SHOWN ABOVE.



HATED

CHOSEN



LOVED

THE WORLD

JESUS

ONE ANOTHER.

FOLD OUT CARD



HOW TO MAKE IT



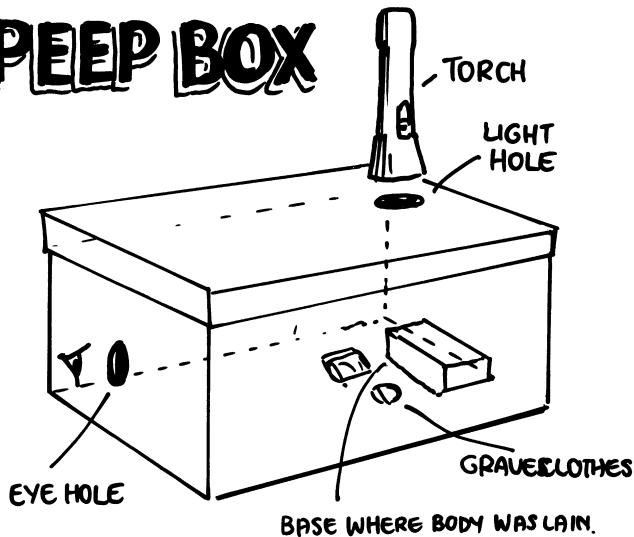
COPY INSIDE AND OUTSIDE ON TWO DIFFERENT PIECES OF PAPER. GLUE THE PIECES TOGETHER BACK TO BACK. FOLD INTO THE MIDDLE ON THE DOTTED LINES. CHILDREN TO GLUE.



BADGE



PEEP BOX



YOUNGER SCHOLARS WILL BE LINING UP TO LOOK INSIDE THIS PEEP BOX AND NO DOUBT SOME OLDER ONES TOO. AN EXCELLENT TEACHING AID.

MATERIALS REQUIRED.

- SHOE BOX OR SOMETHING SIMILAR.
- MATCH BOX OR OTHER SMALL BOX.
- CRAFT KNIFE ● TORCH ● DARK PAINT.
- GLUE ● SCRAPS OF WHITE MATERIAL

HOW TO MAKE IT.

PAINT INSIDE OF BOX A DARK COLOUR. PAINT MATCH BOX THE SAME COLOUR AND GLUE AT ONE END OF THE BOX. NEATLY FOLD TWO SMALL PIECES OF WHITE MATERIAL, ONE SMALLER THAN THE OTHER, GLUE BOTH PIECES NEAR THE SMALL BOX. CUT EYE HOLE AND TORCH HOLE AS INDICATED IN DIAGRAM.

BOOK MARK



MORE IDEAS

SEE PREVIOUS LESSON AND THE ONE ON THE RAISING OF LAZARUS.