


Ananias and Sapphira

BOOK MARK. MONEY BAG.

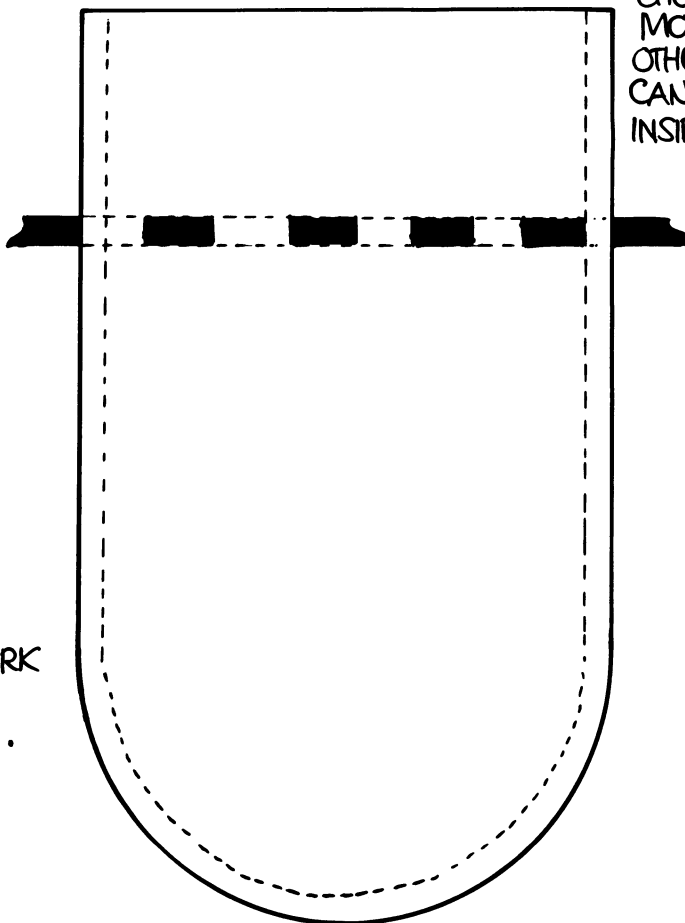


PHOTOCOPY THIS BOOK MARK
GLUE ONTO CARD.
SCHOLARS CAN DECORATE .



TO MAKE THIS MONEY BAG, USE ANY PIECES OF SCRAP MATERIAL AND A SHOE LACE. CUT OUT THE PATTERN ACCORDING TO THAT PROVIDED BELOW. CUT OUT 2 PIECES OF MATERIAL THE SAME SHAPE AND SEW OR GLUE AROUND THE EDGES, THEN TURN INSIDE OUT. THREAD THROUGH A LENGTH OF SHOE LACE OR WOOL AS SHOWN BELOW.

AS A TREAT, CHOCOLATE MONEY OR SOME OTHER LOLLIES CAN BE PLACED INSIDE THE BAG.



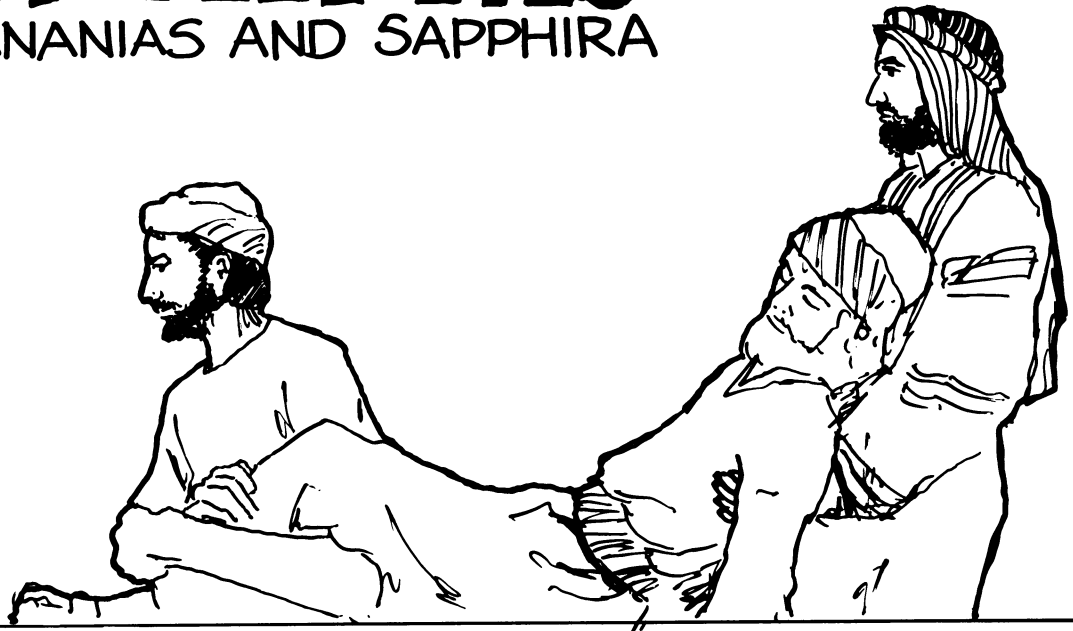
A CARD

PHOTOCOPY THE INSIDE AND OUTSIDE OF THE CARD PROVIDED BELOW. GLUE TOGETHER AND FOLD IN THE MIDDLE. SCHOLARS CAN DECORATE DURING CLASS.

GRAVECLOTHES.

TO DEMONSTRATE THIS PART OF THE LESSON DRESS A SMALL DOLL IN GRAVECLOTHES USING THIN STRIPS OF OLD WHITE SHEETING OR SIMILAR MATERIAL.

DON'T TELL LIES LIKE ANANIAS AND SAPPHIRA



INSIDE

OUTSIDE

↑ ← FOLD HERE



TELL
the
TRUTH