

C.S.S.A.

Peter is put in Prison  
and then freed by God

**SURPRISE CARD**



## MATERIALS REQUIRED.

CARDBOARD ● GLUE ● CRAFT KNIFE

## HOW TO MAKE IT.

COPY BOTH SIDES ONTO CARD OR PAPER. CUT ON THE DOTTED LINES OF THE TOP CARD TO FORM THE DOOR. ATTACH A PAPER FASTENER TO THE DOOR TO ACT AS A HANDLE.

GLUE THE TOP AND BOTTOM CARDS TOGETHER, LEAVING THE DOOR FREE TO OPEN.

APPROPRIATE WORDING CAN BE ADDED TO THE TOP CARD AND CHILDREN MAY LIKE TO COLOUR IN DURING CLASS.

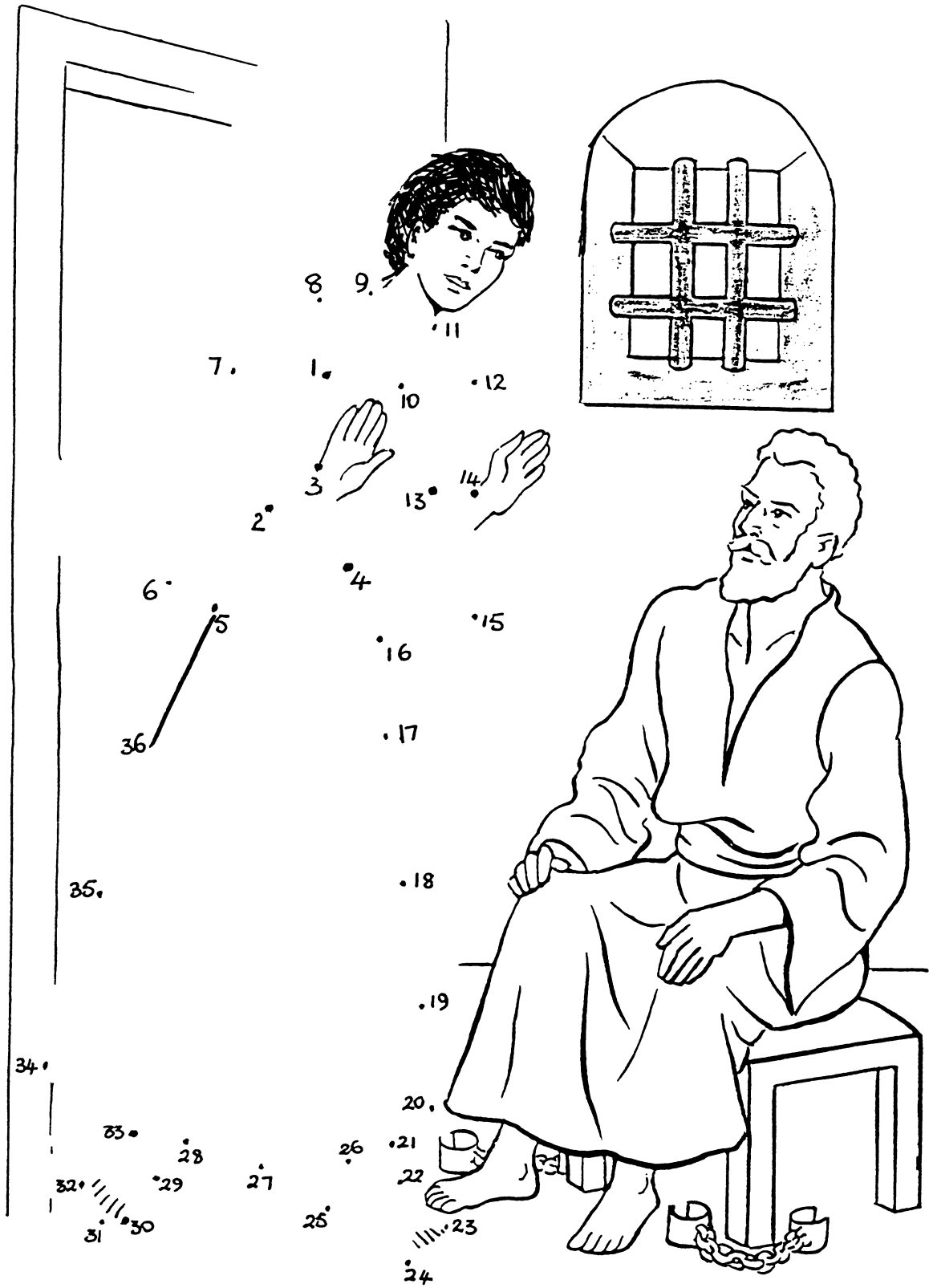


INSIDE OF CARD.

GLUE TOP CARD ON TOP OF THIS ONE BUT MAKE SURE NOT TO GLUE DOWN THE DOOR.



# DOT TO DOT




# PRISON CARD

## MATERIALS REQUIRED.

- 2 PIECES OF A4 PAPER ● SCISSORS
- GLUE



## HOW TO MAKE IT.

PHOTOCOPY OR TRACE THE INSIDE AND OUTSIDE OF THE CARD. PAGES 44 & 45.

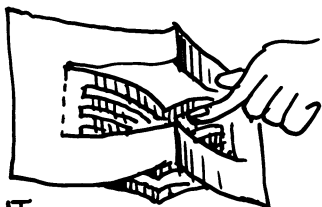


FOLD THE INSIDE OF THE CARD OUTWARD AND CUT DOWN THE LINES FROM THE FOLDED EDGE AS SHOWN.


FOLD THE ENTIRE INSIDE SECTION ALONG THE DOTTED LINE, THEN FOLD THIS AREA BACK AGAIN.



CUT OUT SHADED AREAS.



OPEN OUT THE CARD LIKE A TENT AND PUSH THE CUT OUT SECTION IN THE OPPOSITE DIRECTION TO THE FOLD. CLOSE THE CARD WITH THE CUT OUT SECTION INSIDE AND PRESS FIRMLY. OPEN THE CARD. THE BARS ON THE CAGE WILL STAND OUT.



GLUE INSIDE & OUTSIDE OF CARDS TOGETHER. BE CAREFUL AS NOT TO GLUE DOWN THE AREA OF THE BARS.

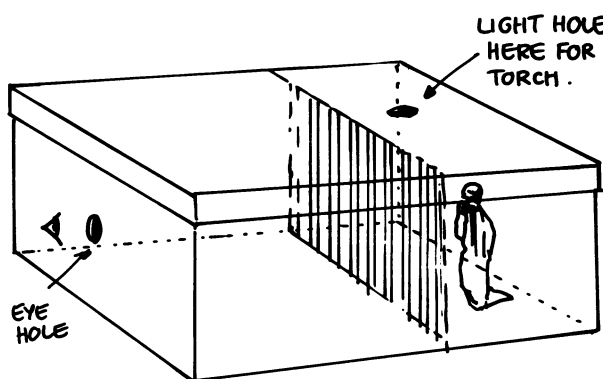


GLUE THE FIGURE OF PETER INSIDE THE BARS. JUST GLUE DOWN THE TAB.



TAB.

# PEEP BOX.



LIGHT HOLE HERE FOR TORCH.

EYE HOLE


SCHOLARS WILL BEHAVE ALL LESSON IF THEY KNOW THEY CAN LOOK INTO THE PEEP BOX AT THE END!

## MATERIALS REQUIRED.

- SHOE BOX OR SIMILAR ● CARDBOARD
- CRAFT KNIFE ● GLUE ● TORCH.

## HOW TO MAKE IT.

COLOUR THE INSIDE OF BOX BLACK OR A DARK BROWN. COPY PICTURE OF PETER ON THIS PAGE AND GLUE NEAR THE END OF THE BOX. COLOUR THE FIGURE TO MAKE IT MORE REALISTIC. MAKE 'BARS' OF CARDBOARD AND GLUE ON TO THE FLOOR 2/3 RDS THE LENGTH OF BOX FROM THE EYE HOLE

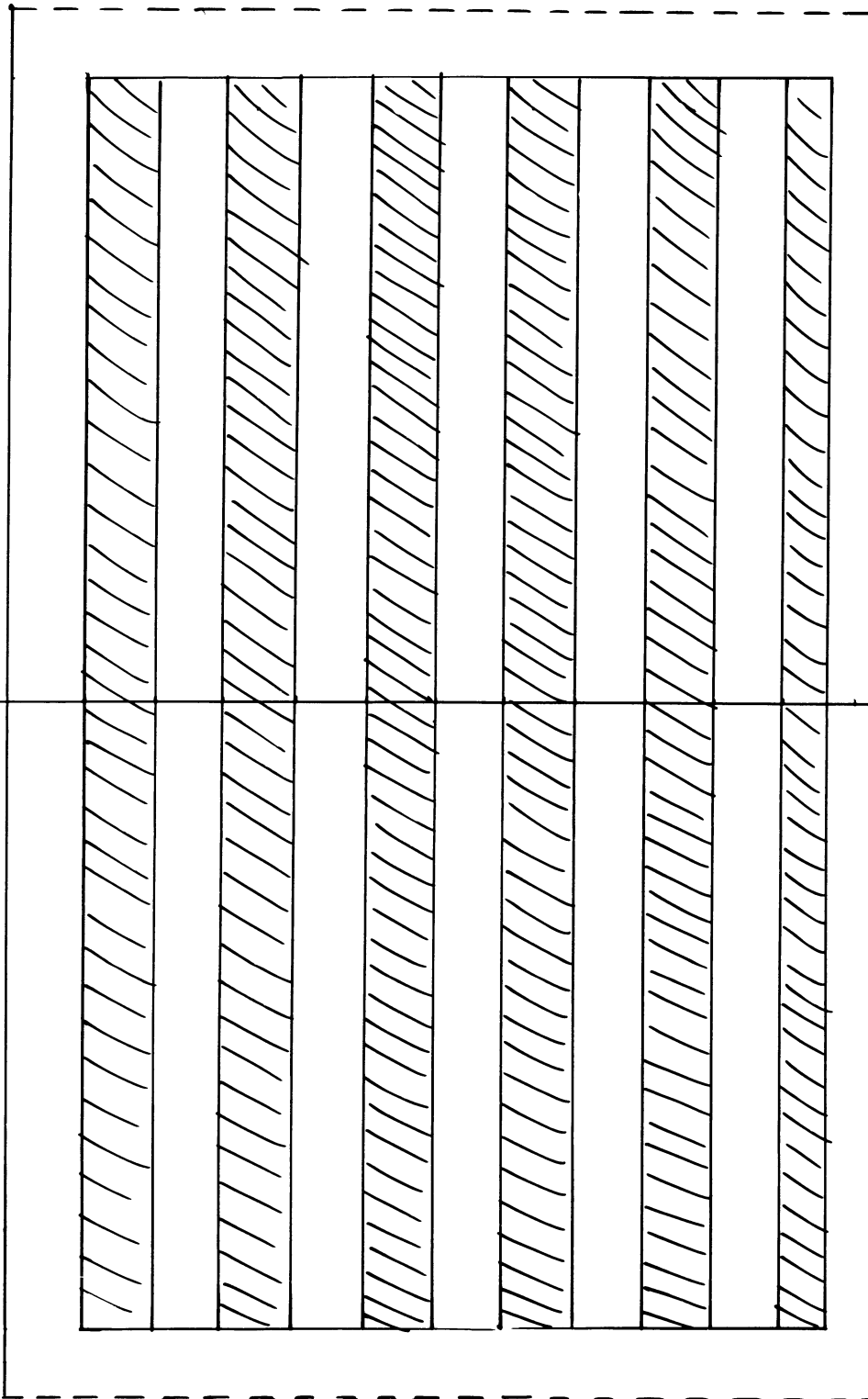


MAKE 'BARS' OUT OF A PIECE OF CARD LIKE THIS.

MAKE FLAPS ON THE SIDE AND BASE AND GLUE TO INSIDE OF BOX.

INSIDE OF CARD.

fold



# WHO ARE THESE DISCIPLES PRAYING FOR ?

