

# Paul Heals the Lame Man at Lystra

SEE SUGGESTIONS  
CONTAINED IN LESSON 3.

## JOINTED FIGURE

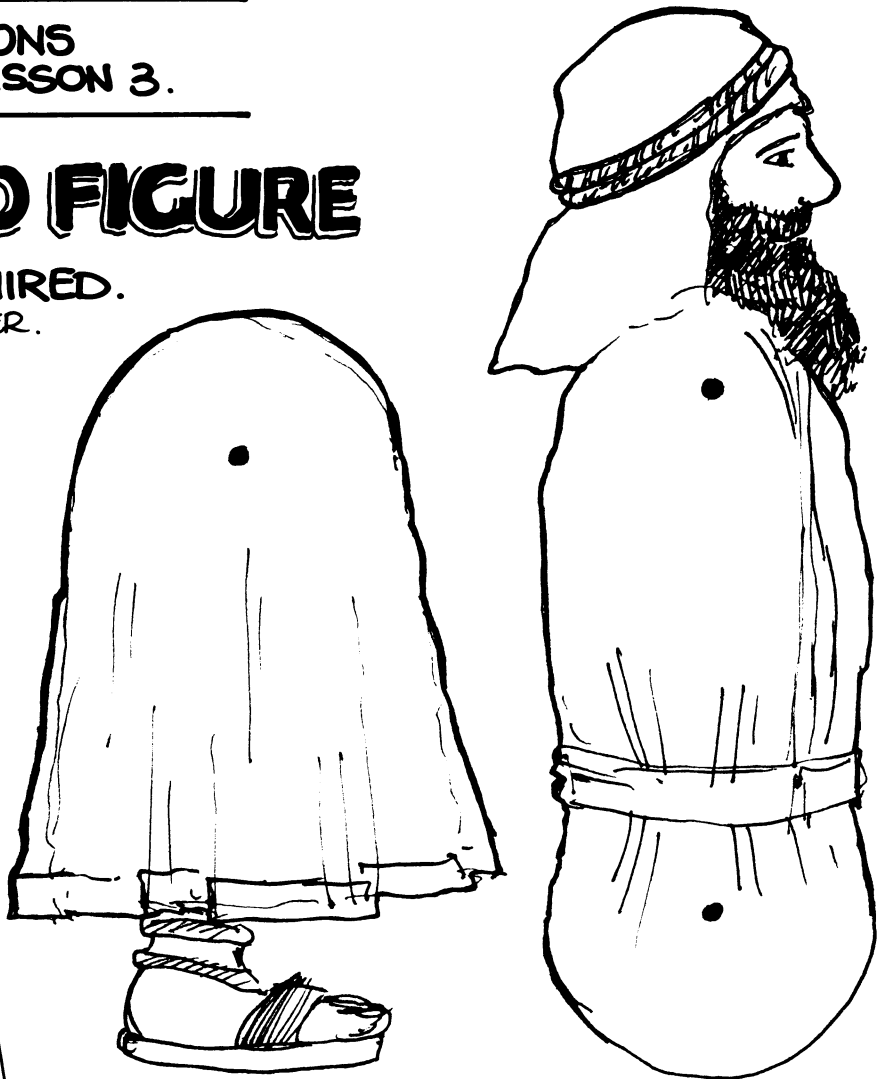
### MATERIALS REQUIRED.

- CARD OR HEAVY PAPER.
- SCISSORS.
- PAPER FASTENERS.

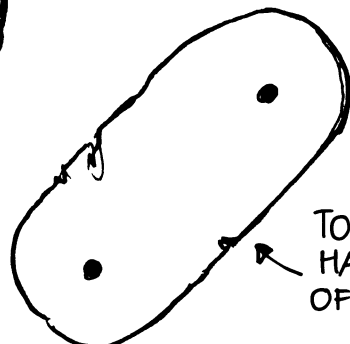
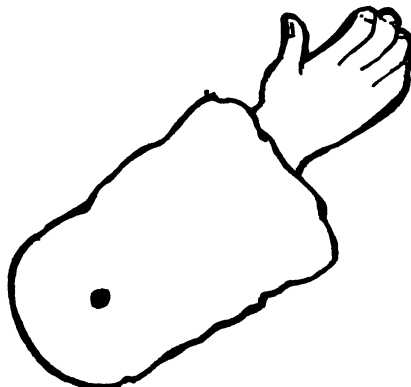
### HOW TO MAKE IT.

COPY OR PHOTOCOPY  
EACH OF THE BODY  
SECTIONS.

ATTACH SECTIONS  
TOGETHER WITH  
PAPER FASTENERS.



**IDEA..**  
HOW ABOUT SOME  
TOY FARM ANIMALS  
TO TAKE HOME . . . .



TOP  
HALF  
OF ARM

# WINDOW CARD.

## MATERIALS REQUIRED.

TWO PIECES OF PAPER OR CARD THE SAME SIZE AS PATTERN BELOW.  
 ● CRAFT KNIFE ● GLUE ● COLOURS.




GLUE THE 2 PIECES OF PAPER TOGETHER, WITH THE BLANK PIECE OF PAPER ON THE BOTTOM. DO NOT


GLUE AROUND THE AREA OF THE FLAPS. SLIT AROUND DOTTED LINES WITH A KNIFE. FOLD ON THE LINE OF FLAP. UNDER BARNABAS WRITE JUPITER, UNDER PAUL WRITE MERCURIUS.

THE PEOPLE of LYSTRA SAID:

*"The Gods have come down to us in the shape of men."*



They Called




AND WANTED TO OFFER SACRIFICES TO THEM.


# FLIP OVER CARD.

## MATERIALS REQUIRED.

STIFF CARD ● GLUE ● SCISSORS OR CRAFT KNIFE.



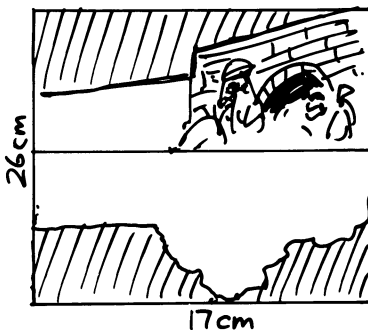
(A)



(B)

## HOW TO MAKE IT.

PATTERNS FOR CARD OVER PAGE.




FOLD CARD IN HALF AS SHOWN. COPY AND GLUE DOWN ONTO TOP HALF OF THE CARD, PAUL ALIVE AND COMING INTO THE CITY.

**TURN CARD UPSIDEDOWN** AND GLUE THE PICTURE WITH PAUL ON THE GROUND ON THE OTHER SIDE. CUT OUT THE SHADED AREA OF THE CARD AS SHOWN IN THE ILLUSTRATION. COLOUR IN IF DESIRED.

SET UP CARD AS IN (A) THEN FLIP OVER TO POSITION (B) TO TELL THE STORY.

THEY THOUGHT  
PAUL WAS DEAD.



THEY WERE  
AMAZED WHEN  
PAUL WALKED  
BACK INTO  
THE CITY.

