

# Paul Works at Corinth


## TENT CARD

### MATERIAL REQUIRED.

CARD ● MATERIAL - ANY COLOUR WILL DO. ● GLUE ● SCISSORS OR CRAFT KNIFE.

### HOW TO MAKE IT.

PHOTOCOPY THE PATTERN BELOW AND GLUE ONTO A PIECE OF CARD. CUT OUT A PIECE OF CLOTH A LITTLE LARGER THAN THE CARD.



GLUE FABRIC ONTO THE SHADED AREA OF THE CARD. TRIM FABRIC AROUND THE EDGE OF THE CARD AND MAKE A SLIT RIGHT UP THE MIDDLE TO MAKE THE TENT DOOR.

GLUE FABRIC IN THIS BLOCK


PAUL STAYED WITH AQUILA AND PRISCILLA.  
THEY WORKED TOGETHER  
MAKING TENTS AND TALKED  
ABOUT THE WORD OF GOD.



# TENT CARD

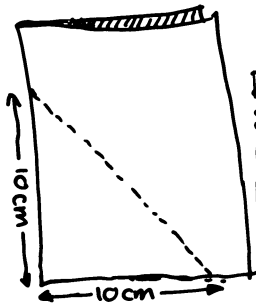

## MATERIALS REQUIRED.

● PAPER ● SCISSORS ● GLUE



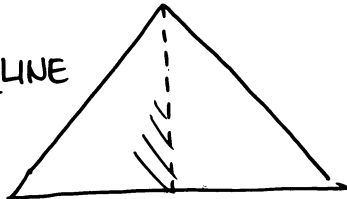
## HOW TO MAKE IT.

FOLD A PIECE OF A4 OR SIMILAR SIZE PAPER, IN HALF. THIS WILL BE THE TENT INSIDE THE CARD.

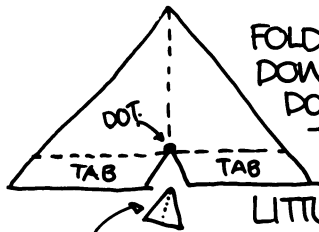



DRAW A LINE AS SHOWN OPPOSITE, THE ENDS OF WHICH ARE 10cm FROM THE FOLDED BOTTOM EDGE.

CUT ALONG THIS LINE THEN OPEN OUT TO FORM A TRIANGLE.



FOLD THE BOTTOM EDGE OF THE TRIANGLE 1.2 cm (1/2") FROM THE BOTTOM SO THAT THE TRIANGLE LOOKS LIKE A HAT.



FOLD THE BOTTOM EDGE DOWN. MARK WITH A DOT THE SPOT WHERE THE FOLD LINES MEET. DRAW A LITTLE TRIANGLE FROM THIS DOT AND CUT OUT AS SHOWN ABOVE. THERE ARE NOW 2 TABS AT THE BOTTOM OF THE TRIANGLE (TENT).

CUT OUT.

AS SHOWN ABOVE. THERE ARE NOW 2 TABS AT THE BOTTOM OF THE TRIANGLE (TENT).

# SHOELACE BASKET

## MATERIALS REQUIRED.



COLOURED CARD ● HOLE PUNCHER ● BRIGHT COLOURED SHOE LACES.



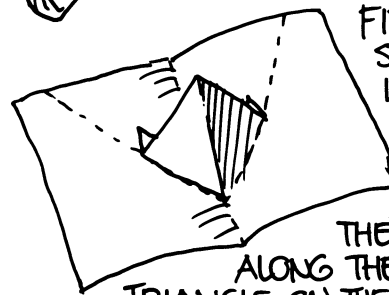
FOLD AN A4 PIECE OF HEAVY PAPER OR CARD IN HALF. THIS WILL BE THE BASE FOR THE TENT.



FOLD THE TOP LEFT-HAND CORNER AS SHOWN BELOW OPEN OUT TO REVEAL TRIANGLE



ON THE "TENT" TRIANGLE MADE EARLIER, FOLD THE BOTTOM TABS IN AND APPLY GLUE TO THE BASE OF THE TABS.



FIT THE TENT SHAPE INTO THE LARGE TRIANGLE ON THE CARD BASE. GLUE THE TABS OF THE 'TENT' DOWN ALONG THE LINES OF THE TRIANGLE ON THE BASE CARD.

COPY PICTURE OF PAUL MAKING A TENT ON THE PREVIOUS PAGE AND ADD A TAB TO THE BASE. GLUE THIS AT THE BASE OF THE TENT.

CHILDREN MAY LIKE TO DECORATE THE BASE ON WHICH THE TENT STANDS, AND APPROPRIATE WORDING MAY BE ADDED BY TEACHER.

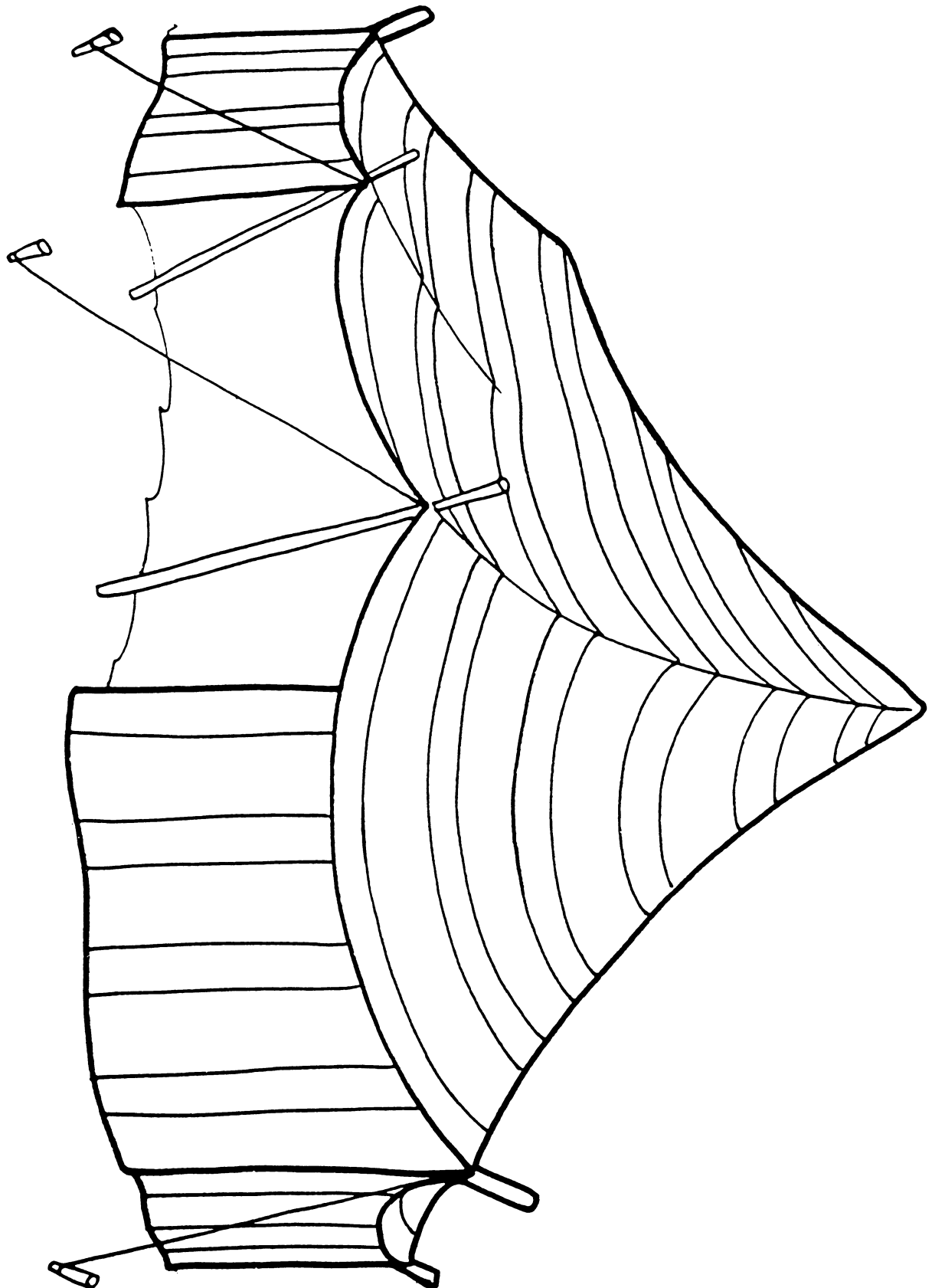
## HOW TO MAKE IT.

FOLD CARD IN HALF. WITH HOLE PUNCHER PUNCH HOLES 12mm IN FROM EDGE AND ABOUT THE SAME DISTANCE APART. LACE UP THE SIDES OF THE BASKET LIKE A PAIR OF SHOES USE ONE LACE FOR EACH SIDE OF THE BASKET. FINISH BY MAKING A BOW FROM THE ENDS.

ADD WORDS OF YOUR CHOOSING AT THE SIDE OF THE BASKET.

# TENT TO DECORATE

TRACE OR PHOTOCOPY TENT AND DECORATE WITH COLOURED PAPER (GUMMED).  
OR COLOUR IN WITH PENS AND PENCILS.



# The Riot at Ephesus


## FIRE WHEEL.

### MATERIALS REQUIRED.

WHITE CARD ● YELLOW CARD ● PAPER FASTENER ● RED FELT PEN ● CRAFT KNIFE

### HOW TO MAKE IT.


PHOTOCOPY OR COPY THE CIRCLE BELOW OUT OF WHITE CARD. CUT OUT THE FLAME SHAPES SO THAT THEY WILL SHOW THE YELLOW CARD UNDERNEATH. MAKE A HOLE IN THE CENTRE FOR THE PAPER FASTER.

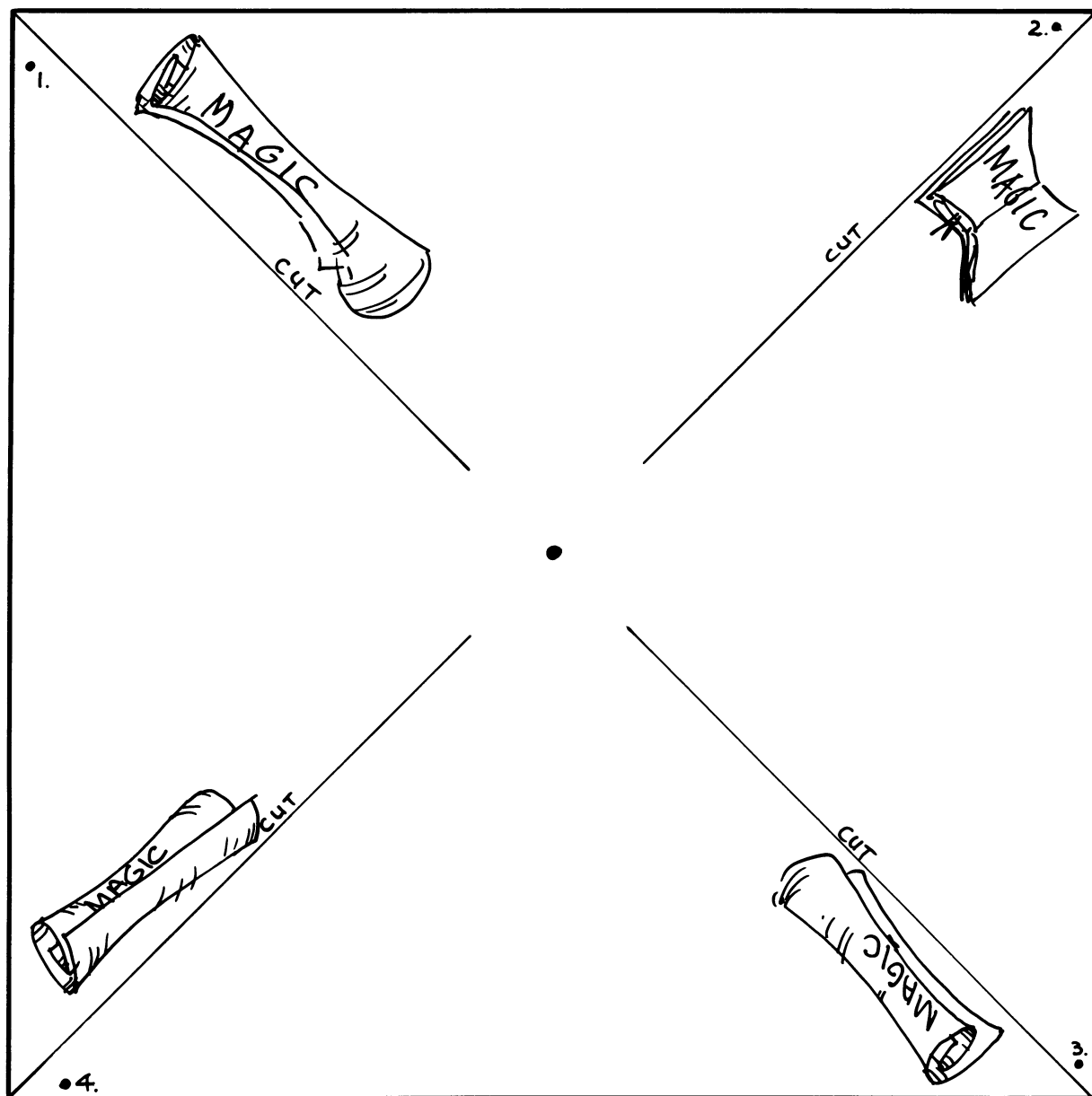


MAKE ANOTHER CIRCLE OUT OF YELLOW CARD ABOUT 2cm IN DIAMETER BIGGER THAN THE WHITE CIRCLE. FROM THE CENTRE WORK OUTWARDS DRAWING A JAGGERED


RED SPIRAL. ATTACH BOTH CARD TOGETHER WITH A PAPER FASTENER.

NOW TURN THE OUTSIDE WHEEL CLOCKWISE AND WATCH THE BOOKS OF MAGIC BURN.





# PIN WHEEL



## MATERIALS REQUIRED.

● YELLOW PAPER ● SMALL LENGTH OF DOWEL ● PIN.

## HOW TO MAKE IT.

PHOTOCOPY OR TRACE THE PATTERN ABOVE ONTO YELLOW PAPER. ON THE OPPOSITE SIDE OF THE PAPER PAINT RED - THIS WILL GIVE THE EFFECT OF FLAMES WHEN THE WHEEL IS SPINNING. - CUT ON THE LINES SHOWN ON THE PATTERN. FOLD UP N°1 SO THAT THE POINT CROSSES OVER THE CENTRE. FOLD N°s 2,3 AND 4 IN THE SAME MANNER. TACK THE PIN WHEEL ONTO STICK SO WHEEL MOVES FREELY IN THE WIND.

# STAND-UP CARD.




## MATERIALS REQUIRED.

CARD ● FIRE COLOURED  
CELLOPHANE ● GLUE  
CRAFT KNIFE.

## HOW TO MAKE IT.

COPY OR PHOTOCOPY THE  
PATTERN OPPOSITE  
ONTO WHITE CARD.  
GLUE SOME  
CELLOPHANE ONTO THE  
AREA OF THE FIRE.  
CUT AROUND THE  
FLAME ABOVE THE  
FOLD, THEN FOLD  
ON THE LINE SHOWN.

FOLD HERE



## At EPHESUS

MANY BELIEVED THE GOSPEL  
AND DECIDED TO BURN  
THEIR BOOKS OF MAGIC.