

The Riot at Ephesus

FIRE WHEEL.

MATERIALS REQUIRED.

WHITE CARD ● YELLOW CARD ● PAPER FASTENER ● RED FELT PEN ● CRAFT KNIFE

HOW TO MAKE IT.


PHOTOCOPY OR COPY THE CIRCLE BELOW OUT OF WHITE CARD. CUT OUT THE FLAME SHAPES SO THAT THEY WILL SHOW THE YELLOW CARD UNDERNEATH. MAKE A HOLE IN THE CENTRE FOR THE PAPER FASTER.

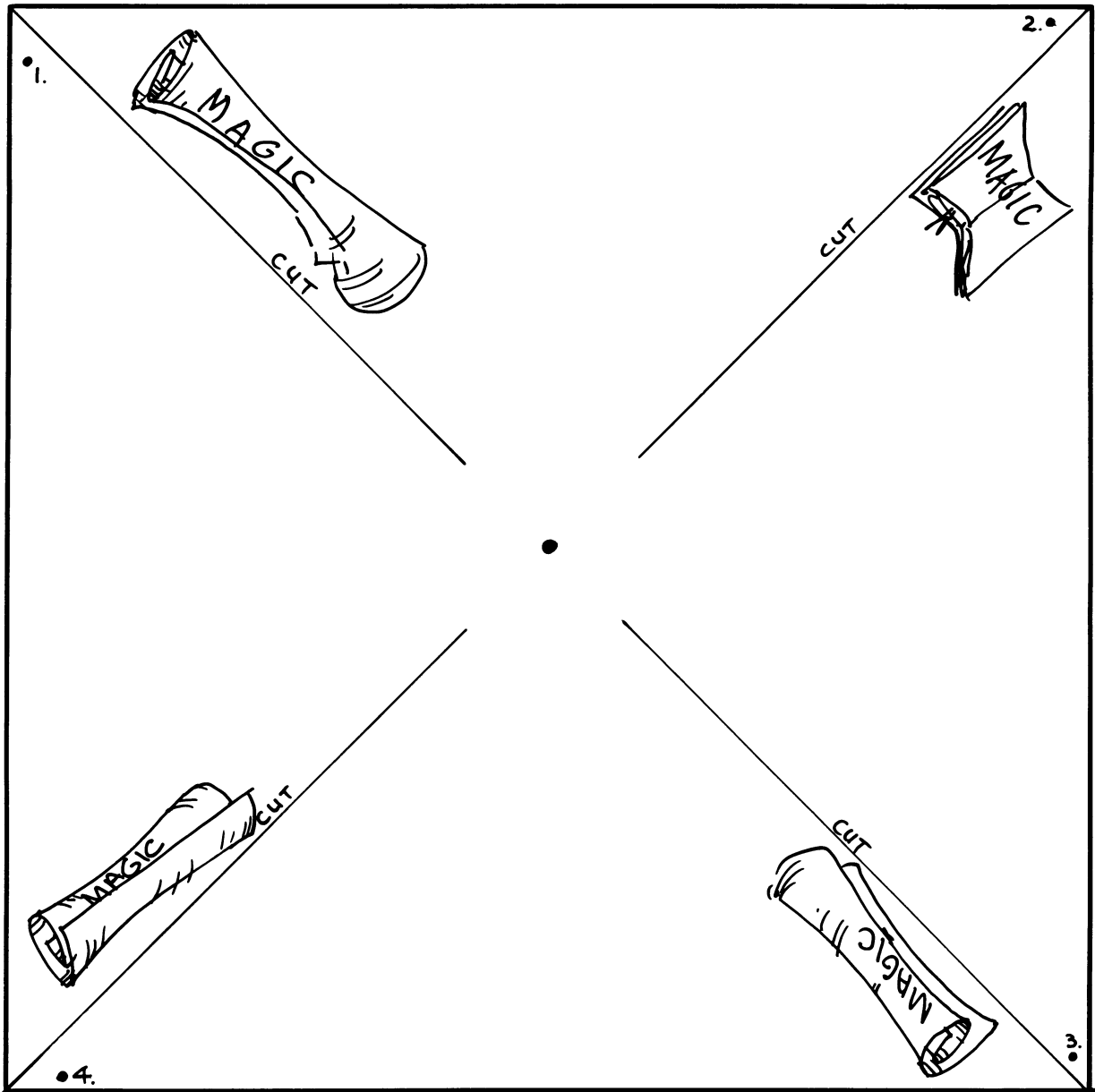


MAKE ANOTHER CIRCLE OUT OF YELLOW CARD ABOUT 2cm IN DIAMETER BIGGER THAN THE WHITE CIRCLE. FROM THE CENTRE WORK OUTWARDS DRAWING A JAGGERED


RED SPIRAL. ATTACH BOTH CARD TOGETHER WITH A PAPER FASTENER.

NOW TURN THE OUTSIDE WHEEL CLOCKWISE AND WATCH THE BOOKS OF MAGIC BURST.





PIN WHEEL



MATERIALS REQUIRED.

- YELLOW PAPER ● SMALL LENGTH OF DOWEL ● PIN.

HOW TO MAKE IT.

PHOTOCOPY OR TRACE THE PATTERN ABOVE ONTO YELLOW PAPER. ON THE OPPOSITE SIDE OF THE PAPER PAINT RED - THIS WILL GIVE THE EFFECT OF FLAMES WHEN THE WHEEL IS SPINNING. - CUT ON THE LINES SHOWN ON THE PATTERN. FOLD UP N°1 SO THAT THE POINT CROSSES OVER THE CENTRE. FOLD N°s 2,3 AND 4 IN THE SAME MANNER. TACK THE PIN WHEEL ONTO STICK SO WHEEL MOVES FREELY IN THE WIND.

STAND-UP CARD.




MATERIALS REQUIRED.

CARD ● FIRE COLOURED
CELLOPHANE ● GLUE
CRAFT KNIFE.

HOW TO MAKE IT.

COPY OR PHOTOCOPY THE
PATTERN OPPOSITE
ONTO WHITE CARD.
GLUE SOME
CELLOPHANE ONTO THE
AREA OF THE FIRE,
CUT AROUND THE
FLAME ABOVE THE
FOLD, THEN FOLD
ON THE LINE SHOWN.

FOLD HERE



AT EPHESUS

MANY BELIEVED THE GOSPEL
AND DECIDED TO BURN
THEIR BOOKS OF MAGIC.