








Cut around the outside of the ship after you have colored it in. Fold along the dotted lines and bend the two ends to meet. Glue the ends together. Use a straw or pop stick for a mast and fix the sail in place.

Cut out the two shapes and glue blank sides together. Fold inward on the dotted lines. Glue into lap book as directed. .

Originally from CSSA Activity Sheets.

The sailors did not see the  _____ or  _____ for many days. They were very frightened, but Paul told them that an  _____ had spoke to him, and told him that everyone would be saved.

Paul told the sailors to have some  _____ to eat and after this they threw all the cargo into the  _____. The next day, the sailors cut loose the  _____ and tried to get to land, but the  _____ was wrecked and they had to swim to shore.



Wrecked

Glue here to lap book.

Ship